



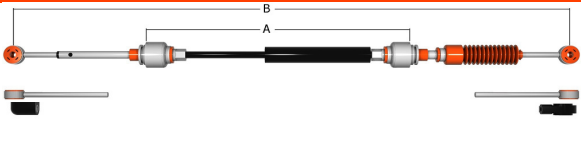
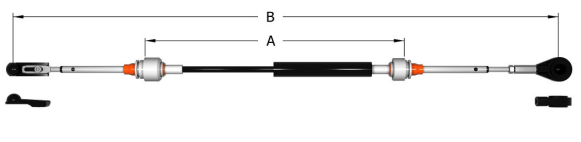
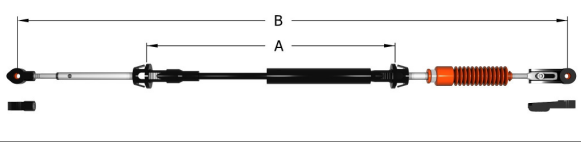
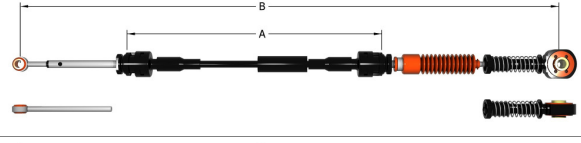
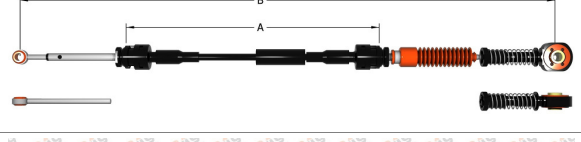
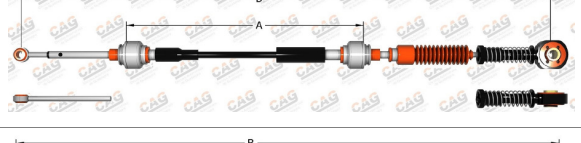
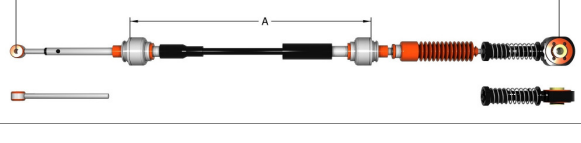
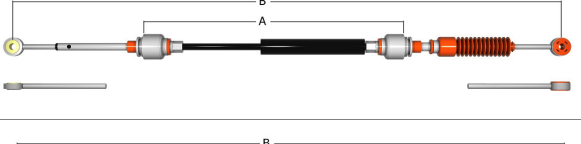
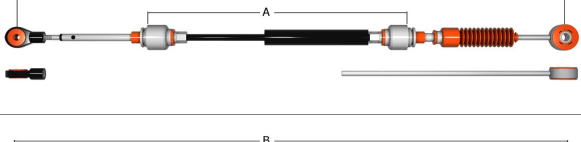
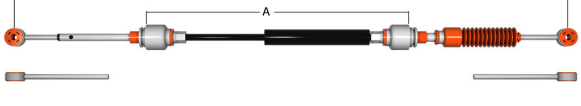
**Chicotes Automotrices
de Guadalajara**

**Chicotes Automotrices para transmision
Automatica y Estandar**

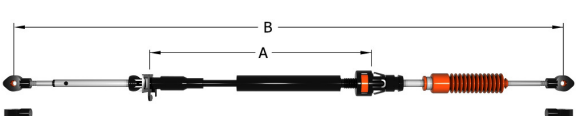
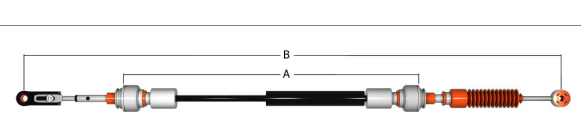


2021
CATALOGO

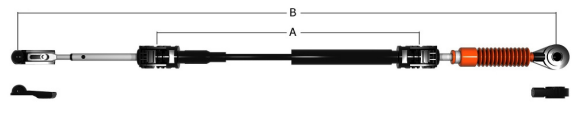
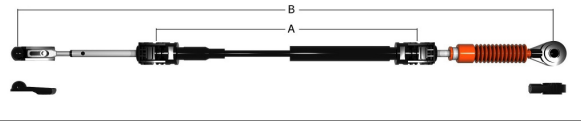
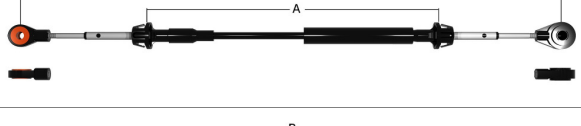
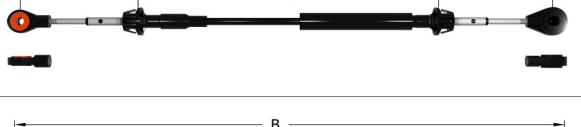


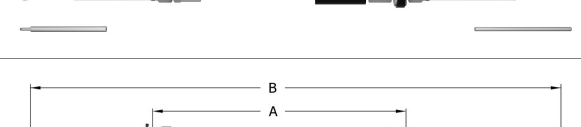
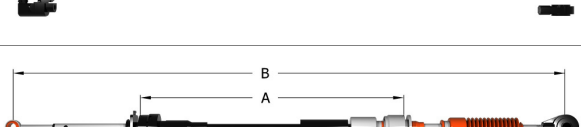
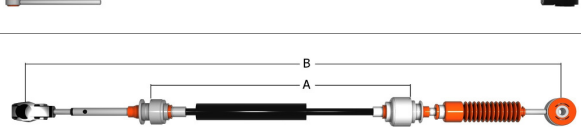

Chicotes Automotrices de Guadalajara

MODELO VEHICULO	MARCA	AÑO	APLICACION	CODIGO CAG	PAREJA	CÓDIGO	TRANSMISIÓN	No. PARTE ORIGINAL	OBSERVACIONES	LONGITUD A	LONGITUD B	IMAGEN
500	FIAT	2012	SELECTOR DE VELOCIDADES	FIA-02	FIA-04		ESTANDAR	55222344 C412 1D1	POP HATCHBACK, MOTOR 1.4 LT, 4 CILINDROS	865 mm (34 1/16")	1140 mm (44 7/8")	
500	FIAT	2012	TRANSVERSAL DE VELOCIDADES	FIA-04	FIA-02		ESTANDAR	68073434 AB C412 1D1	POP HATCHBACK, MOTOR 1.4 LT, 4 CILINDROS	935 mm (36 13/16")	1240 mm (48 13/16")	
3500 HEAVY DUTY	CHEVROLET	2001	SELECTOR DE VELOCIDADES	GM-150			AUTOMATICA	15046598-15150103	DIESEL, V8	2885mm (113 9/16")	3100mm (122 1/16")	
A1	AUDI	2009	SELECTOR DE VELOCIDADES	AU-02			ESTANDAR		NACIONAL	860 mm (33 7/8")	1240 mm (48 13/16")	
A3	AUDI	2003	SELECTOR DE VELOCIDADES	AU-03			ESTANDAR		NACIONAL	910 mm (35 7/8")	1295 mm (51")	
A4	AUDI	2002	SELECTOR DE VELOCIDADES	AU-04	AU-05		ESTANDAR	6K0711266B ITSJ S503021J0711 265	NACIONAL	882 mm (34 3/4")	1268 mm (49 15/16")	
A4	AUDI	2002	TRANSVERSAL DE VELOCIDADES	AU-05	AU-04		ESTANDAR	ITSJ503021J0711 266 F	NACIONAL	821 mm (32 5/16")	1141 mm (44 15/16")	
ACCORD	HONDA	1995	SELECTOR DE VELOCIDADES	HON-07	202	201	ESTANDAR	4312	U.S.A., MOTOR 4 CIL.	1075 mm (45 5/16")	1415 mm (55 11/16")	
ACCORD	HONDA	1995	TRANSVERSAL DE VELOCIDADES	HON-08	201	202	ESTANDAR		4 CILINDROS, CIVIC 2002 USA	1015 mm (39 15/16")	1310 mm (51 9/16")	
ACCORD	HONDA	1998	SELECTOR DE VELOCIDADES	HON-09		205	ESTANDAR		U.S.A., 4 CIL 5 VEL MAQ. 2.2	1040 mm (40 15/16")	1363 mm (53 5/8")	

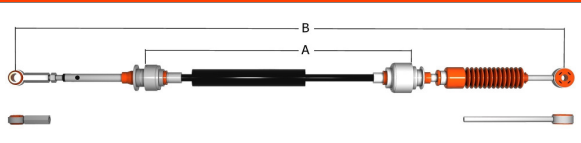
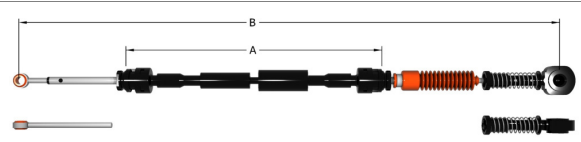
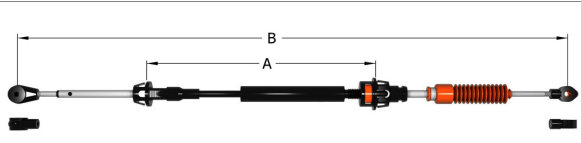

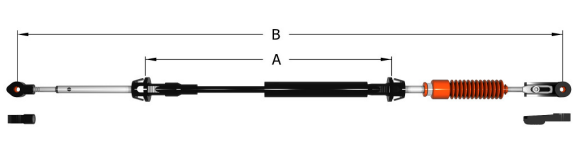
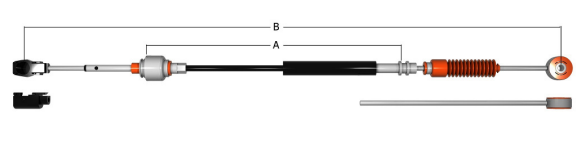
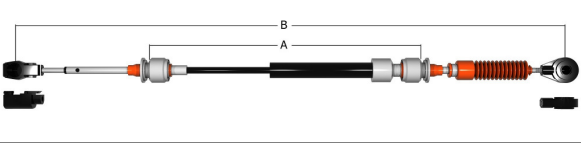
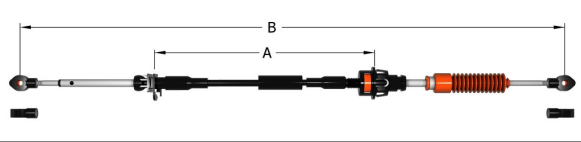
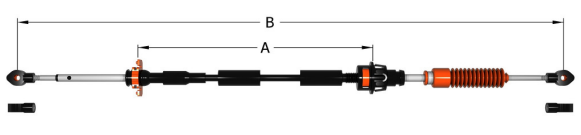
Chicotes Automotrices de Guadalajara

MODELO VEHICULO	MARCA	AÑO	APLICACION	CODIGO CAG	PAREJA	CÓDIGO	TRANSMISIÓN	No. PARTE ORIGINAL	OBSERVACIONES	LONGITUD A	LONGITUD B	IMAGEN
ACCORD	HONDA	1999-2002	SELECTOR DE VELOCIDADES	HON-05			AUTOMATICA			905 mm (35 5/8")	1215 mm (47 13/16")	
ACCORD	HONDA	1998	SELECTOR DE VELOCIDADES	HON-12	HON-13		ESTANDAR			1040 mm (40 15/16")	1360 mm (53 9/16")	
ACCORD	HONDA	1998	TRANSVERSAL DE VELOCIDADES	HON-13	HON-12		ESTANDAR			1170 mm (46 1/16")	1470 mm (57 7/8")	
AEROSTAR	FORD	1993	SELECTOR DE VELOCIDADES	FO-03		855	AUTOMÁTICA	F29A-7E395-EF	U.S.A.	1240mm (48 3/4")	1595mm (62 3/4")	
AEROSTAR	FORD		SELECTOR DE VELOCIDADES	FO-80		851	AUTOMÁTICA	E99-7G95BA330	PALANCA AL PISO (LARGO)	510 mm (20 1/16")	730 mm (28 3/4")	
ALTIMA	NISSAN	2004-2205	SELECTOR DE VELOCIDADES	NIS-10			ESTANDAR		4 CILINDROS, MOTOR 2.5 LT	980 mm(38 9/16 ")	1330 mm(52 3/8 ")	
ALTIMA	NISSAN	2004-2205	TRANSVERSAL DE VELOCIDADES	NIS-11			ESTANDAR		4 CILINDROS, MOTOR 2.5 LT.	910 mm(35 13/16 ")	1175 mm(46 1/4 ")	
ALTIMA	NISSAN	2005	TRANSVERSAL DE VELOCIDADES	NIS-16			ESTANDAR		NACIONAL	915 mm(36")	1180 mm(46 7/16 ")	
ALTIMA	NISSAN	2010	SELECTOR DE VELOCIDADES	NIS-24			AUTOMATICA		NACIONAL	1125 mm(44 5/16")	1420 mm(55 7/8")	
ASTRA	CHEVROLET	2004	SELECTOR DE VELOCIDADES	GM-48		623	AUTOMATICA		NACIONAL	860 mm (33 7/8")	1205 mm (47 7/16")	

Chicotes Automotrices de Guadalajara

MODELO VEHICULO	MARCA	AÑO	APLICACION	CODIGO CAG	PAREJA	CÓDIGO	TRANSMISIÓN	No. PARTE ORIGINAL	OBSERVACIONES	LONGITUD A	LONGITUD B	IMAGEN
ASTRA	CHEVROLET	2002	TRANSVERSAL DE VELOCIDADES	GM-141	GM-142	6156	ESTANDAR	90578381 DE 45R	GSI, NACIONAL, MOTOR 2.2 LT.	860 mm (33 7/8")	1138 mm(44 13/16")	
ASTRA	CHEVROLET	2002	SELECTOR DE VELOCIDADES	GM-142	GM-141	6157	ESTANDAR	90578381	GSI, NACIONAL, MOTOR 2.2 LT.	860 mm (33 7/8")	1208 mm(47 9/16")	
ASTRA	CHEVROLET	2004	SELECTOR DE VELOCIDADES	GM-137			ESTANDAR			860 mm (33 7/8")	1210 mm (47 5/8")	
ASTRA	CHEVROLET	2004	TRANSVERSAL DE VELOCIDADES	GM-138		6165	ESTANDAR		NACIONAL	865 mm (34 1/16")	1125 mm (44 5/16")	
ASTRO	CHEVROLET	1998	SELECTOR DE VELOCIDADES	GM-16		6139	AUTOMATICA	15754075	U.S.A	2470mm (97 1/4")	2905mm (114 3/8")	
ASTRO	CHEVROLET	1996	SELECTOR DE VELOCIDADES	GM-29		621	AUTOMÁTICA	15733420	U.S.A	2555 mm (100 5/8")	2935 mm (115 1/2")	
ATLANTIC	VOLKSWAGEN	TODOS	SELECTOR DE VELOCIDADES	VW-22		551	AUTOMATICA	171713565C	NACIONAL, PALANCA A CAJA	1273 mm, (50 3/16")	1549 mm, (61")	
ATTITUDE	DODGE	2017	SELECTOR DE VELOCIDADES	CHR-58			ESTANDAR	2460A112-6L09	NACIONAL	795 mm(31 5/16")	1180 mm(46 7/16")	
ATTITUDE	DODGE	2017	TRANSVERSAL DE VELOCIDADES	CHR-59			ESTANDAR	2460A112-6L09	NACIONAL	790 mm(31 1/8")	1110 mm(43 11/16")	
ATTITUDE	DODGE	2012	SELECTOR DE VELOCIDADES	CHR-66			ESTANDAR		GLS, NACIONAL	835 mm (32 7/8")	1205 mm (47 7/16")	

Chicotes Automotrices de Guadalajara

MODELO VEHICULO	MARCA	AÑO	APLICACION	CODIGO CAG	PAREJA	CÓDIGO	TRANSMISIÓN	No. PARTE ORIGINAL	OBSERVACIONES	LONGITUD A	LONGITUD B	IMAGEN
ATTITUDE	DODGE	2012	TRANSVERSAL DE VELOCIDADES	CHR-67			ESTANDAR		GLS, NACIONAL	865 mm (34 1/16")	1140 mm (44 7/8")	
AUDI	AUDI	2003	SELECTOR DE VELOCIDADES	AU-01			ESTANDAR		NACIONAL	900 mm (35 7/16")	1280 mm (50 3/8")	
AURORA	OLDSMOBILE	1995	SELECTOR DE VELOCIDADES	GM-35		6106	AUTOMATICA	07415B 243TSA	U.S.A., PALANCA AL PISO 8 CIL	1750 mm (68 7/8")	2045 mm (80 13/16")	
AVALANCHE	CHEVROLET	2002	SELECTOR DE VELOCIDADES	GM-04		6102	AUTOMÁTICA	4WD-15118282 15046598 150047614 15039583 15118282 15095767 2248R1 15118286	NACIONAL	3125 mm (123")	3525 mm (138 3/8")	
AVALANCHE	CHEVROLET	2007	SELECTOR DE VELOCIDADES	GM-19			AUTOMATICA	15203850 15888066, 20787606	4x4, NACIONAL	3080mm(121 1/4")	3505mm(138")	
AVANZA	TOYOTA	2008	SELECTOR DE VELOCIDADES	TOY-01		916			NACIONAL	1005 mm (39 9/16")	1335 mm (52 9/16)	
AVENGER	DODGE	2008	SELECTOR DE VELOCIDADES	CHR-63			ESTANDAR		NACIONAL	1000 mm (39 3/8")	1365 mm (53 3/4")	
AVIATOR	LINCOLN	2003-2004	SELECTOR DE VELOCIDADES	FO-107			AUTOMATICA	V2C5P7E 395 BB	NACIONAL, PALANCA AL PISO	795 mm (31 1/4")	1135 mm (44 11/16")	
AXIOM	ISUZU	2001	SELECTOR DE VELOCIDADES	ISU-01		101	AUTOMÁTICA	294T8B	U.S.A., PALANCA AL PISO	823 mm (32 3/8")	1103 mm (43 7/16")	
AZTEK	CHEVROLET	2002	SELECTOR DE VELOCIDADES	GM-134					6 CIL.	1545 mm (60 13/16")	1852 mm (72 15/16")	

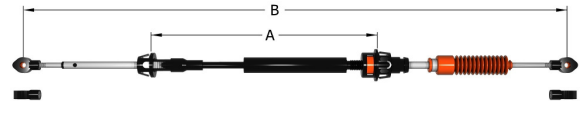
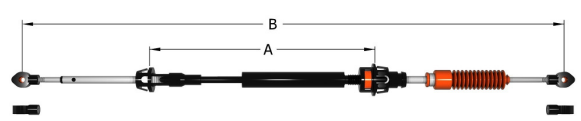
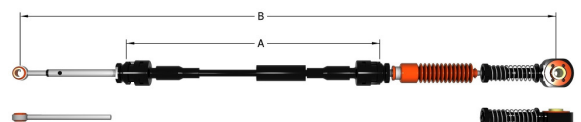
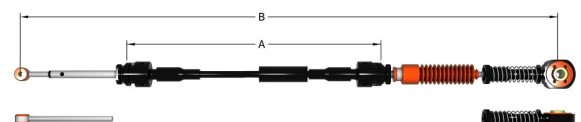
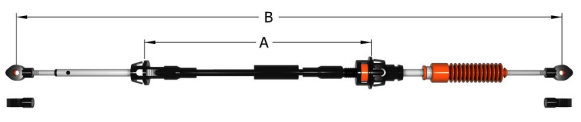
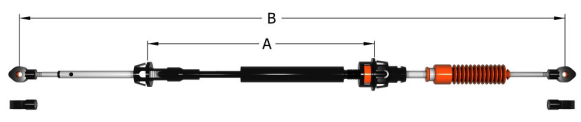
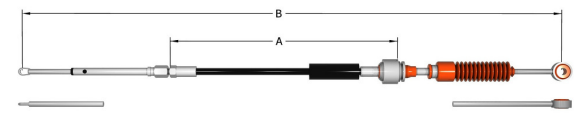
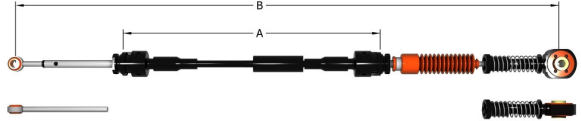

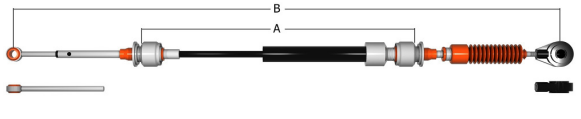
Chicotes Automotrices de Guadalajara

MODELO VEHICULO	MARCA	AÑO	APLICACION	CODIGO CAG	PAREJA	CÓDIGO	TRANSMISIÓN	No. PARTE ORIGINAL	OBSERVACIONES	LONGITUD A	LONGITUD B	IMAGEN
BEAT	CHEVROLET	2017	SELECTOR DE VELOCIDADES	GM-164	GM-165		ESTANDAR		NACIONAL	850 mm(33 1/2")	1165 mm(45 7/8")	
BEAT	CHEVROLET	2017	TRANSVERSAL DE VELOCIDADES	GM-165	GM-164		ESTANDAR		NACIONAL	795 mm(31 5/16 ")	1060 mm(41 3/4 ")	
BEETLE	VOLKSWAGEN	2004	SELECTOR DE VELOCIDADES	VW-04	558	559	ESTANDAR		NACIONAL	900 mm (35 7/16")	1280 mm (50 3/8")	
BEETLE	VOLKSWAGEN	2006-2012	SELECTOR DE VELOCIDADES	VW-06	564	561	ESTANDAR	VWAG DU4CZ 1C0711265, KUO U0711265E	NACIONAL, MOTOR 2.5	910 mm (35 13/16")	1295 mm (51")	
BEETLE	VOLKSWAGEN	2004	TRANSVERSAL DE VELOCIDADES	VW-11			ESTANDAR	VWAGDUC71C O 711266	NACIONAL	870 mm (34 1/4")	1180 mm (46 1/2")	
BEETLE	VOLKSWAGEN	2008	SELECTOR DE VELOCIDADES	VW-30		2008	ESTANDAR	VWAGDV4CZ1C07112 65	U.S.A., MOTOR 2.5 LT.	910 mm (35 13/16")	1295 mm (51)	
BEETLE	VOLKSWAGEN	2008	TRANSVERSAL DE VELOCIDADES	VW-31		2008	ESTANDAR	VWAGDV4CZ1C07112 66	U.S.A., MOTOR 2.5 LT.	880 mm (34 5/8")	1185 mm (46 5/8")	
BEETLE	VOLKSWAGEN	2000,2003 ,2005	SELECTOR DE VELOCIDADES	VW-18		554	AUTOMATICA	171713565D	NACIONAL, U.S.A., MOTOR 1.8 LT.	865 mm, (34 1/16")	1185 mm, (46 5/8")	
BERETTA	CHEVROLET		SELECTOR DE VELOCIDADES	GM-101		661	ESTANDAR		CUENCA GRANDE Y OJILLO GRANDE	977 mm (38 7/16")	1295 mm (51")	
BERETTA	CHEVROLET	1990	SELECTOR DE VELOCIDADES	GM-104		682	ESTANDAR		U.S.A.	950 mm (37 3/8")	1284 mm (50 9/16")	

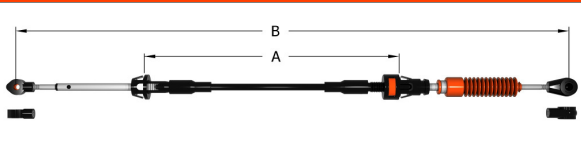
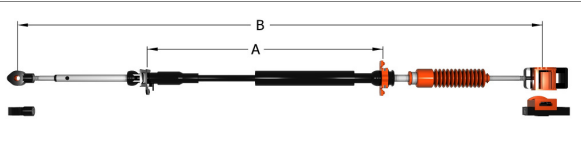
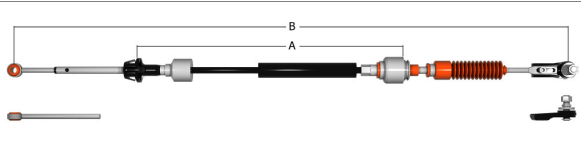
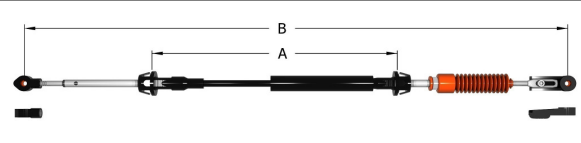
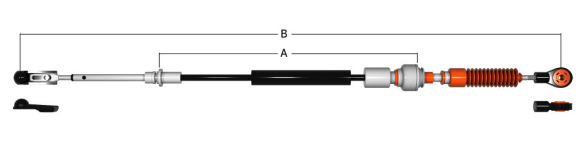
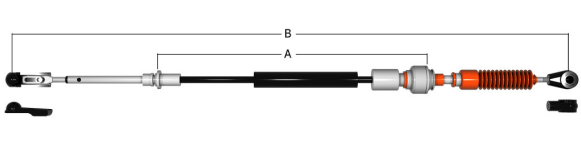
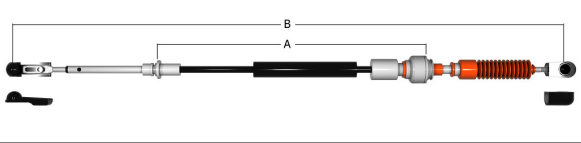
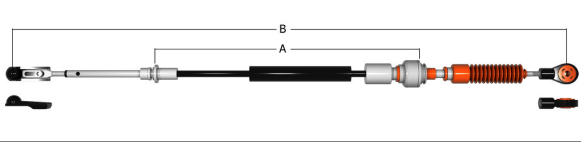
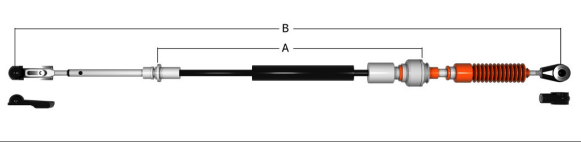
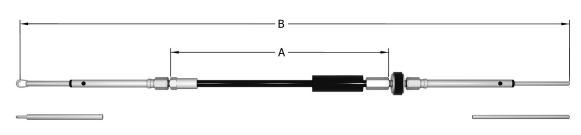
Chicotes Automotrices de Guadalajara

MODELO VEHICULO	MARCA	AÑO	APLICACION	CODIGO CAG	PAREJA	CÓDIGO	TRANSMISIÓN	No. PARTE ORIGINAL	OBSERVACIONES	LONGITUD A	LONGITUD B	IMAGEN
BERETTA	CHEVROLET	1990	SELECTOR DE VELOCIDADES	GM-89		674	ESTANDAR	10186818	U.S.A, (2 OJILLO GRANDE)	950 mm (37 3/8")	1250 mm (49 3/16")	
BERETTA	CHEVROLET	1985	SELECTOR DE VELOCIDADES	GM-92		6133	ESTANDAR	10079796, 10079798	U.S.A., 4 CIL.	945mm (37 1/4")	1275mm (50 3/16")	
BERETTA	CHEVROLET	1995	TRANSVERSAL DE VELOCIDADES	GM-141	GM-142	6156	ESTANDAR	90578381 DE 45R	U.S.A	860 mm (33 7/8")	1138 mm(44 13/16 ")	
BERETTA	CHEVROLET	1995	SELECTOR DE VELOCIDADES	GM-142	GM-141	6157	ESTANDAR	90578381	U.S.A	860 mm (33 7/8")	1208 mm(47 9/16 ")	
BLAZER	CHEVROLET	1995	SELECTOR DE VELOCIDADES	GM-21		604	AUTOMATICA	15996435, 15721262	U.S.A	1760 mm (69 1/4")	2140 mm (84 1/4")	
BLAZER	CHEVROLET	1995	SELECTOR DE VELOCIDADES	GM-22		605	AUTOMATICA	15996434	U.S.A, MOTOR 4.3	2155 mm (84 13/16")	2535 mm (99 13/16")	
BLAZER	CHEVROLET	1995-1996	SELECTOR DE VELOCIDADES	GM-24		607	AUTOMATICA	15710762, 15721261, 22657960	U.S.A	2195 mm (86 7/16")	2575 mm (101 3/8")	
BLAZER	CHEVROLET	1995-1997	SELECTOR DE VELOCIDADES	GM-30		626	AUTOMATICA	15730543	U.S.A., PALANCA AL PISO	2075 mm (81 11/16")	2385 mm (93 7/8")	
BLAZER	CHEVROLET	1998	SELECTOR DE VELOCIDADES	GM-36		6113	AUTOMATICA	15006393 - 15189200 8006TB1		2115 mm (83 1/4")	2470 mm (97 1/4")	
BLAZER 4x4	CHEVROLET	1997	SELECTOR DE VELOCIDADES	GM-23		606	AUTOMATICA	15713353	U.S.A	2500 mm (98 7/16")	2805 mm (110 7/16")	

Chicotes Automotrices de Guadalajara

MODELO VEHICULO	MARCA	AÑO	APLICACION	CODIGO CAG	PAREJA	CÓDIGO	TRANSMISIÓN	No. PARTE ORIGINAL	OBSERVACIONES	LONGITUD A	LONGITUD B	IMAGEN
BLAZER 4X4	CHEVROLET	1998	SELECTOR DE VELOCIDADES	GM-38		6119	AUTOMATICA	15033523 9160TB1 15006395	U.S.A.	2165 mm (85 1/4")	2517 mm (99")	
BONEVILLE	PONTIAC	1994	SELECTOR DE VELOCIDADES	GM-40		6135	AUTOMATICA	147T4H	V6	2260mm (89")	2545mm (100 3/16")	
BORA	VOLKSWAGEN	2005	SELECTOR DE VELOCIDADES	VW-29			ESTANDAR	VWAG DEKUO 1K0711265C	NACIONAL, MOTOR 2.5 LT., 5 CIL.	900 mm (35 7/16")	1280 mm (50 3/8")	
BORA	VOLKSWAGEN	2005	TRANSVERSAL DE VELOCIDADES	VW-33			ESTANDAR	VWAG DU4C2 1K0711266M	NACIONAL	870 mm (34 1/4")	1180 mm (46 7/16")	
BRAVADA	OLDSMOBILE	1996	SELECTOR DE VELOCIDADES	GM-23		606	AUTOMATICA	15713353	U.S.A	2500 mm (98 7/16")	2805 mm (110 7/16")	
BRAVADA	OLDSMOBILE	1996	SELECTOR DE VELOCIDADES	GM-30		626	AUTOMATICA	15730543	U.S.A., PALANCA AL PISO	2075 mm (81 11/16")	2385 mm (93 7/8")	
CABRIOLET	VOLKSWAGEN	1993-1997	SELECTOR DE VELOCIDADES	VW-27		565		535-713-265		915 mm (36")	1205 mm (47 7/16")	
CADDY	VOLKSWAGEN	2018	SELECTOR DE VELOCIDADES	VW-34			ESTANDAR	VWAG5KKV2 1T00711265AD	NACIONAL	860 mm (33 7/8")	1240 mm (48 13/16")	
CALIBER	DODGE	2008	SELECTOR DE VELOCIDADES	CHR-56	1022	1021	ESTANDAR	0506 2056 AD 41784D 7323-1	NACIONAL, MOT. 2.4 LT.	910 mm (35 13/16")	1264 mm (49 3/4")	
CALIBER	DODGE	2008	TRANSVERSAL DE VELOCIDADES	CHR-57	1021	1022	ESTANDAR	506205640 41784D 7323 1	NACIONAL	940 mm (37")	1226 mm (48 1/4")	

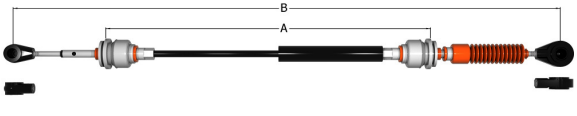
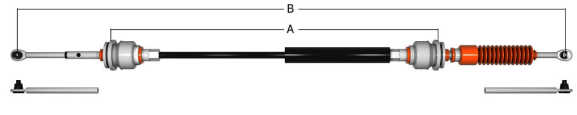

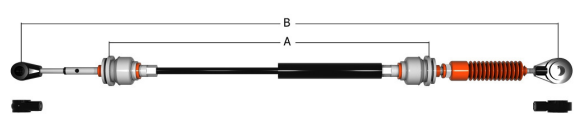
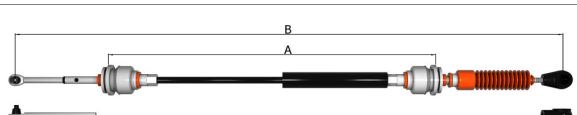
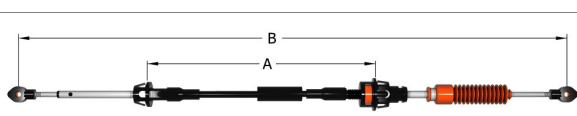
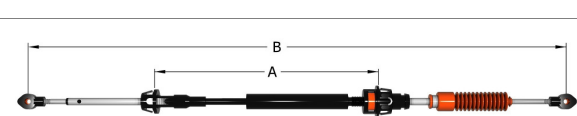
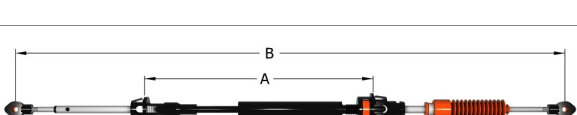
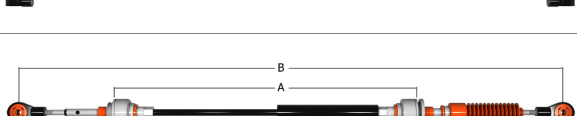
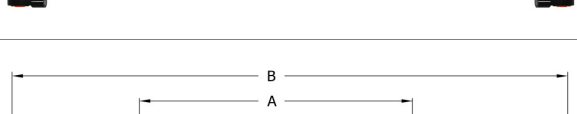
Chicotes Automotrices de Guadalajara

MODELO VEHICULO	MARCA	AÑO	APLICACION	CODIGO CAG	PAREJA	CÓDIGO	TRANSMISIÓN	No. PARTE ORIGINAL	OBSERVACIONES	LONGITUD A	LONGITUD B	IMAGEN
CAMARO	CHEVROLET	1995	SELECTOR DE VELOCIDADES	GM-52		697	AUTOMÁTICA	5068EB		410 mm (16 1/8")	725 mm (28 9/16")	
CAMION DOBLE RODADO	FORD	1998	SELECTOR DE VELOCIDADES	FO-50		889	AUTOMATICA	F205-7E395-BA	MOTOR 8 CILINDROS, 5.3 LT.	1200 mm(47 1/4 ")	1520 mm(59 7/8 ")	
CAMRY	TOYOTA	2006	SELECTOR DE VELOCIDADES	TOY-07			AUTOMATICA			1535 mm (60 7/16")	1850 mm (72 13/16")	
CANYON	GMC	2004-2009	SELECTOR DE VELOCIDADES	GM-163			AUTOMATICA	15124555 05348		1260 mm (49 5/8")	1660 mm (65 3/8")	
CARAVAN	CHRYSLER	1985-1989	SELECTOR DE VELOCIDADES	CHR-12	1052	1051	ESTANDAR	4446854	U.S.A.	964 mm (37 15/16")	1294 mm (50 15/16")	
CARAVAN	CHRYSLER	1985-1989	TRANSVERSAL DE VELOCIDADES	CHR-18	1051	1052	ESTANDAR	4446878	U.S.A.	897 mm (35 5/16")	1104 mm (43 7/16")	
CARAVAN	CHRYSLER	1986	SELECTOR DE VELOCIDADES	CHR-24		1061	ESTANDAR	4435619	U.S.A.	703 mm (27 11/16")	1017 mm (40 1/16")	
CARAVAN	CHRYSLER		SELECTOR DE VELOCIDADES	CHR-29		1088	ESTANDAR	4377320		946 mm (37 1/4")	1280 mm (50 3/8")	
CARAVAN	CHRYSLER	1998	TRANSVERSAL DE VELOCIDADES	CHR-49			ESTANDAR		AMERICANA	910 mm (35 13/16 ")	1130 mm (44 1/2 ")	
CARIBE	VOLKSWAGEN	TODOS	SELECTOR DE VELOCIDADES	VW-22		551	AUTOMATICA	171713565C	NACIONAL, PALANCA A CAJA	1273 mm, (50 3/16")	1549 mm, (61")	

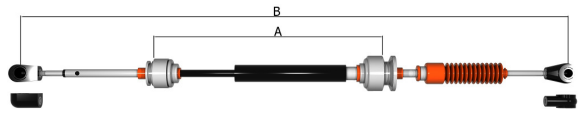
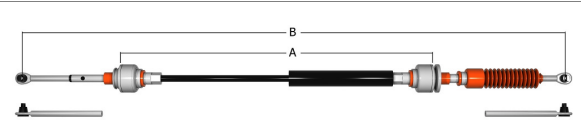
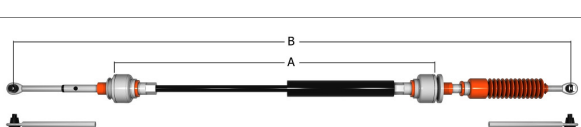
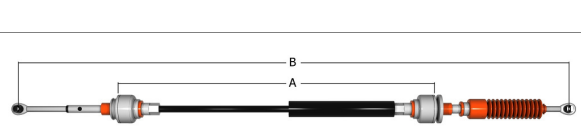
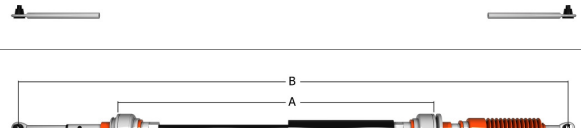

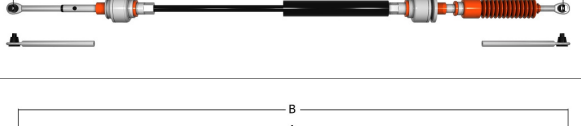
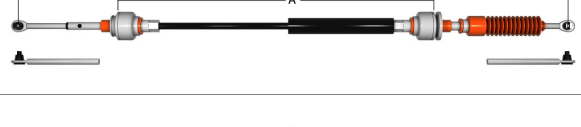
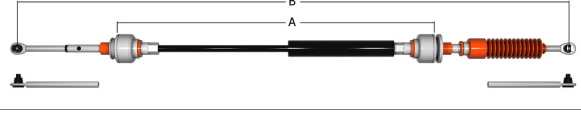
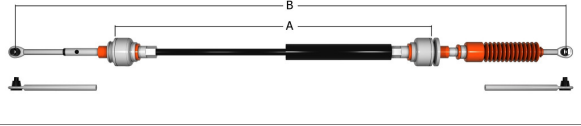
Chicotes Automotrices de Guadalajara

MODELO VEHICULO	MARCA	AÑO	APLICACION	CODIGO CAG	PAREJA	CÓDIGO	TRANSMISIÓN	No. PARTE ORIGINAL	OBSERVACIONES	LONGITUD A	LONGITUD B	IMAGEN
CAVALIER	CHEVROLET	1995	SELECTOR DE VELOCIDADES	GM-100		653	ESTANDAR	22535555	USA, 4 CILINDROS	935 mm (36 3/4")	1265 mm (49 3/4")	
CAVALIER	CHEVROLET	1988	SELECTOR DE VELOCIDADES	GM-102		672	ESTANDAR	22535554	U.S.A.	905 mm (35 5/8")	1245 mm (49")	
CAVALIER	CHEVROLET	1990	SELECTOR DE VELOCIDADES	GM-104		682	ESTANDAR		6 CIL., MOTOR 2.8 LT.	950 mm (37 3/8")	1284 mm (50 9/16")	
CAVALIER	CHEVROLET	1991	SELECTOR DE VELOCIDADES	GM-105		6125	ESTANDAR	10066450	U.S.A., 4 CIL.	945mm (37 1/4")	1275mm (50 3/16")	
CAVALIER	CHEVROLET		SELECTOR DE VELOCIDADES	GM-106		662	ESTANDAR	14051051	U.S.A., CUENCAS GRANDES, 6 CILINDROS	928 mm (36 9/16")	1240 mm (48 13/16")	
CAVALIER	CHEVROLET		TRANSVERSAL DE VELOCIDADES	GM-110		660	ESTANDAR		U.S.A. CUENCAS CHICA Y GRANDE, 4 CILINDROS	895 mm (35 1/4")	1134 mm (44 5/8")	
CAVALIER	CHEVROLET	1995-1999	SELECTOR DE VELOCIDADES	GM-118	689	614	ESTANDAR		NACIONAL, 5 VELOCIDADES	1210 mm (47 5/8")	1515 mm (59 5/8")	
CAVALIER	CHEVROLET	1997	SELECTOR DE VELOCIDADES	GM-119	677	629	ESTANDAR	134W9B-269T5B	U.S.A., 4 CILINDROS FUEL INJECTION	1155 mm (45 7/16")	1470 mm (57 7/8")	
CAVALIER	CHEVROLET	1996-1998	TRANSVERSAL DE VELOCIDADES	GM-122	675	676	ESTANDAR	183T5B	NACIONAL, Z-24 FUEL INJECTION	1206 mm (47 1/2")	1466 mm (57 11/16")	
CAVALIER	CHEVROLET	1997-1998	TRANSVERSAL DE VELOCIDADES	GM-123	690	677	ESTANDAR	134W9B-269T5B	U.S.A., 4 CILINDROS, FUEL INJECTION	1206 mm (47 1/2")	1466 mm (57 11/16")	

Chicotes Automotrices de Guadalajara

MODELO VEHICULO	MARCA	AÑO	APLICACION	CODIGO CAG	PAREJA	CÓDIGO	TRANSMISIÓN	No. PARTE ORIGINAL	OBSERVACIONES	LONGITUD A	LONGITUD B	IMAGEN
CAVALIER	PONTIAC	2001	SELECTOR DE VELOCIDADES	GM-124		688	ESTANDAR		FUEL INJECTION	1203 mm (47 3/8")	1515 mm (59 21/32")	
CAVALIER	CHEVROLET	1996-1998	TRANSVERSAL DE VELOCIDADES	GM-125	614	689	ESTANDAR	257T5B	U.S.A. Y NACIONAL	1253 mm (49 5/16")	1508 mm (59 3/8")	
CAVALIER	CHEVROLET	1995-1998	SELECTOR DE VELOCIDADES	GM-126	677	690	ESTANDAR	269T5B	U.S.A., FUEL INJECTION 4 CIL.	1210 mm (47 5/8")	1515 mm (59 5/8")	
CAVALIER	CHEVROLET	1995-1998	SELECTOR DE VELOCIDADES	GM-127		691	ESTANDAR		U.S.A., FUEL INJECTION 4 CIL.	1155 mm (45 7/16")	1470 mm (57 7/8")	
CAVALIER	CHEVROLET	1993	TRANSVERSAL DE VELOCIDADES	GM-128		692	ESTANDAR		U.S.A., FUEL INJECTION 4 CIL.	1255 mm (49 3/8")	1510 mm (59 7/16")	
CAVALIER	CHEVROLET	1995-1999	SELECTOR DE VELOCIDADES	GM-25		608	AUTOMATICA	22657960, 22588370, 22657961, 22619925	NACIONAL, PALANCA AL PISO	1070 mm (42 1/8")	1335 mm (52 9/16")	
CAVALIER	CHEVROLET	1995-2005	SELECTOR DE VELOCIDADES	GM-32		6101	AUTOMÁTICA	227371 00 341DT	NACIONAL, PALANCA AL PISO	1020 mm (40 5/32")	1290 mm (50 3/4")	
CAVALIER	CHEVROLET	2008	SELECTOR DE VELOCIDADES	GM-44		6152	AUTOMATICA		MAQ.2.2		1331mm (52 3/8")	
CAVALIER	CHEVROLET	1993-1994	SELECTOR DE VELOCIDADES	GM-59	670	646	ESTANDAR	22578973	NACIONAL	924 mm (36 3/8")	1251 mm (49 1/4")	
CAVALIER	CHEVROLET	1989	SELECTOR DE VELOCIDADES	GM-65		684	ESTANDAR	10079793	U.S.A.	1175 mm (46 1/4")	1465 mm (57 11/16")	

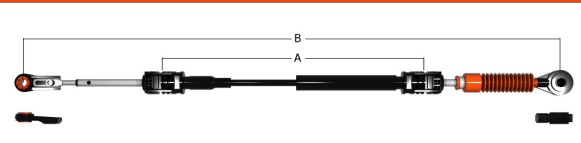
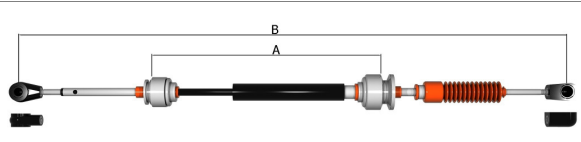
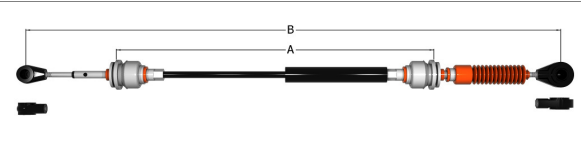
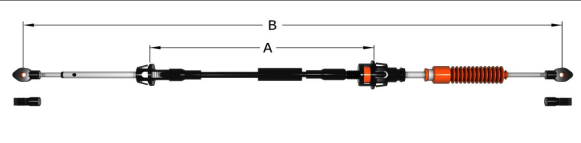
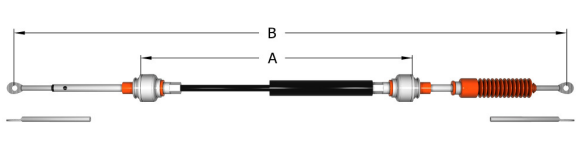
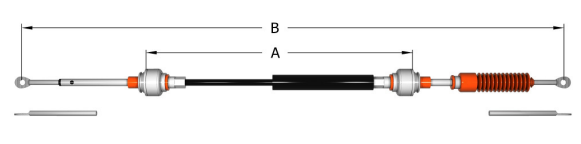
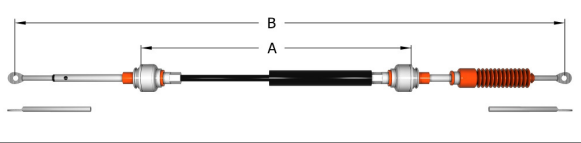
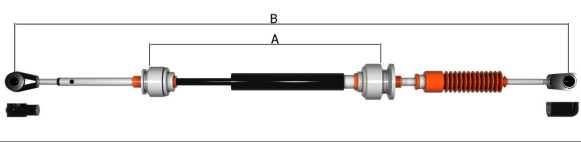
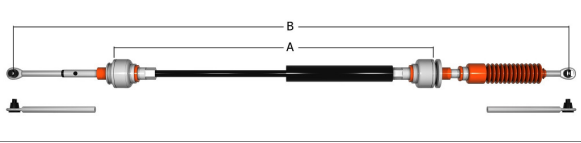
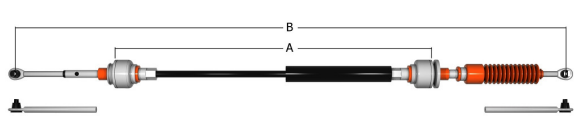
Chicotes Automotrices de Guadalajara

MODELO VEHICULO	MARCA	AÑO	APLICACION	CODIGO CAG	PAREJA	CÓDIGO	TRANSMISIÓN	No. PARTE ORIGINAL	OBSERVACIONES	LONGITUD A	LONGITUD B	IMAGEN
CAVALIER	CHEVROLET		TRANSVERSAL DE VELOCIDADES	GM-73		660	ESTANDAR		U.S.A, CUENCAS CHICA Y GRANDE	895 mm (35 1/4")	1134 mm (44 5/8")	
CAVALIER	CHEVROLET	1991	SELECTOR DE VELOCIDADES	GM-75	641	640	ESTANDAR	22539965		945 mm (37 3/16")	1180 mm (46 7/16")	
CAVALIER	CHEVROLET	1995-1999	TRANSVERSAL DE VELOCIDADES	GM-76	640	641	ESTANDAR	22539964		943 mm (37 1/8")	1245 mm (49")	
CAVALIER	CHEVROLET	1995	SELECTOR DE VELOCIDADES	GM-77		643	ESTANDAR	22539955	4 CIL.	980 mm (38 9/16")	1311 mm (51 5/8")	
CAVALIER	CHEVROLET	1990-1994	SELECTOR DE VELOCIDADES	GM-78	665	647	ESTANDAR	22539958	NACIONAL, 6 CILINDROS	932 mm (36 11/16")	1266 mm (49 13/16")	
CAVALIER	CHEVROLET	1991	SELECTOR DE VELOCIDADES	GM-81		658	ESTANDAR	22539955	U.S.A,	975 mm (38 3/8")	1306 mm (51 7/16")	
CAVALIER	CHEVROLET	1986	SELECTOR DE VELOCIDADES	GM-82		659	ESTANDAR	22539959	U.S.A, OJILLO GRANDE	910 mm (35 13/16")	1240 mm (48 13/16")	
CAVALIER	CHEVROLET	1990-1994	TRANSVERSAL DE VELOCIDADES	GM-85	647	665	ESTANDAR	22539964	NACIONAL, OJILLO GRANDE, 6 CILINDROS	940mm (37")	1242mm (48 7/8")	
CAVALIER	CHEVROLET	1991	SELECTOR DE VELOCIDADES	GM-88		671	ESTANDAR	22539964	NACIONAL, OJILLO GRANDE	954 mm (37 9/16")	1245 mm (49")	
CAVALIER	CHEVROLET	1986	SELECTOR DE VELOCIDADES	GM-90		686	ESTANDAR	14093397	USA 4 VELOCIDADES 4CILINDROS	935 mm (36 13/16")	1250 mm (49 7/32")	

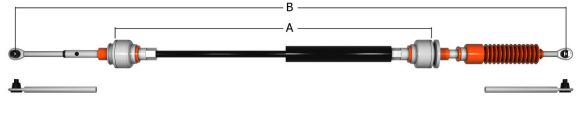

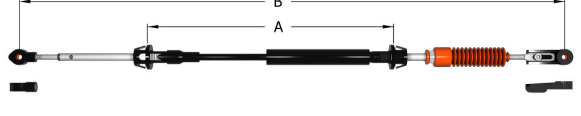
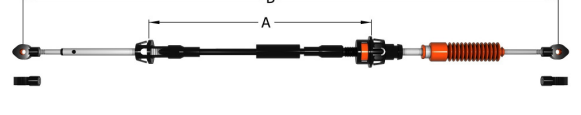
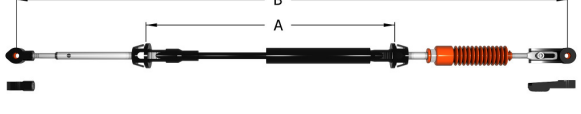
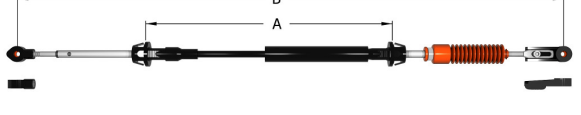
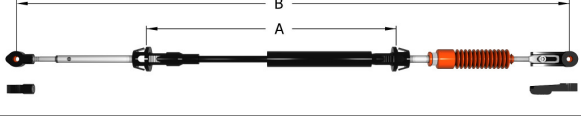

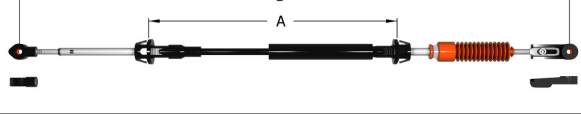
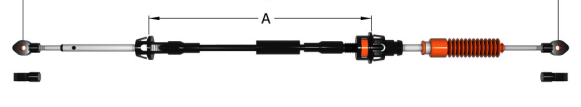
Chicotes Automotrices de Guadalajara

MODELO VEHICULO	MARCA	AÑO	APLICACION	CODIGO CAG	PAREJA	CÓDIGO	TRANSMISIÓN	No. PARTE ORIGINAL	OBSERVACIONES	LONGITUD A	LONGITUD B	IMAGEN
CAVALIER	CHEVROLET	1992	SELECTOR DE VELOCIDADES	GM-91		6110	ESTANDAR	10186881	U.S.A.	950 mm (37 7/16")	1285 mm (50 5/8")	
CAVALIER	CHEVROLET	1985	SELECTOR DE VELOCIDADES	GM-92		6133	ESTANDAR	10079796, 10079798	U.S.A., 4 CIL.	945mm (37 1/4")	1275mm (50 3/16")	
CAVALIER	CHEVROLET	1993-1994	CABLE TRANSVERSAL	GM-94	646	670	ESTANDAR	22578976	NACIONAL	945 mm (37 3/16")	1238 mm (48 3/4")	
CAVALIER	CHEVROLET		SELECTOR DE VELOCIDADES	GM-95		656	ESTANDAR		NACIONAL	947 mm (37 5/16")	1235 mm (48 5/8")	
CAVALIER	CHEVROLET	1993	SELECTOR DE VELOCIDADES	GM-96		649	ESTANDAR	22571778/22590451	4 CIL.	910 mm (35 13/16")	1235 mm (48 5/8")	
CAVALIER	CHEVROLET	1994	CABLE TRANSVERSAL	GM-98		669	ESTANDAR	22576975	NACIONAL, CUENCA CUADRADA, 6 CILINDROS	945 mm (37 3/16")	1235 mm (48 5/8")	
CAVALIER	CHEVROLET	2003	TRANSVERSAL DE VELOCIDADES	GM-143		6158	ESTANDAR	22625876-48R, 22707146, 22604546-48R	NACIONAL	1195 mm (47")	1470 mm(57 7/8 ")	
CAVALIER	CHEVROLET	2003	SELECTOR DE VELOCIDADES	GM-144		6159	ESTANDAR	22625876-48R, 22707146, 22604546-48R	NACIONAL	1165 mm (45 7/8")	1512 mm(59 9/16 ")	
CAVALIER	CHEVROLET		SELECTOR DE VELOCIDADES	GM-60		600	ESTANDAR		USA, 4 CILINDROS (USA)	1050 mm (41 5/16")	1251 mm (49 1/4")	
CAVALIER	CHEVROLET	2003	SELECTOR DE VELOCIDADES	GM-145	GM-148	6167	ESTANDAR	22625875-47R	NACIONAL	1070 mm(42 1/8 ")	1410 mm(55 1/2")	

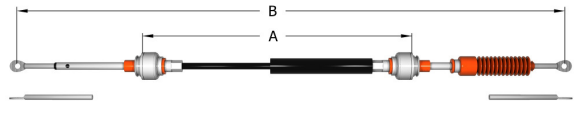
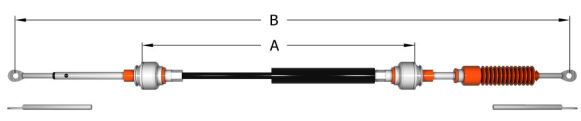
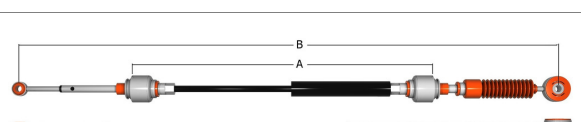
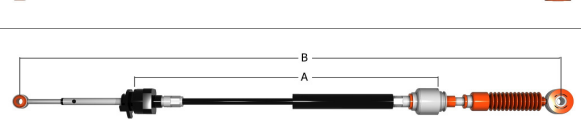

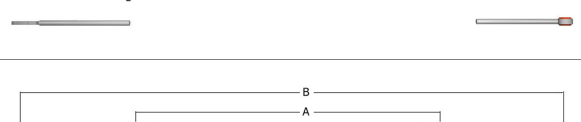
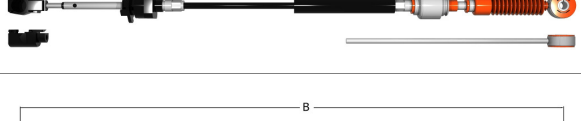

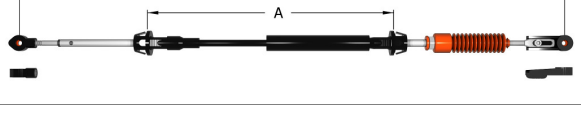
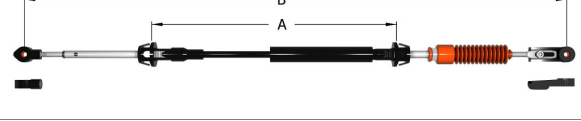
Chicotes Automotrices de Guadalajara

MODELO VEHICULO	MARCA	AÑO	APLICACION	CODIGO CAG	PAREJA	CÓDIGO	TRANSMISIÓN	No. PARTE ORIGINAL	OBSERVACIONES	LONGITUD A	LONGITUD B	IMAGEN
CAVALIER	CHEVROLET	2003	TRANSVERSAL DE VELOCIDADES	GM-148	GM-145	6168	ESTANDAR	22625875-47R	NACIONAL	1055 mm(41 9/16 ")	1325 mm(52 3/16 ")	
CAVALIER Z-24	CHEVROLET	1988	SELECTOR DE VELOCIDADES	GM-72		6145	ESTANDAR	14092418	U.S.A., MAQ. 2.8 6 CIL.	950mm (37 1/2")	1254mm (49 3/8")	
CAVALIER Z-24	CHEVROLET	1996-1998	SELECTOR DE VELOCIDADES	GM-121	676	675	ESTANDAR	183T5B	NACIONAL, FUEL INJECTION	1155 mm (45 1/2")	1470 mm (57 7/8")	
CELEBRITY	CHEVROLET		SELECTOR DE VELOCIDADES	GM-20		603	AUTOMATICA			1070 mm (42 1/8")	1400 mm (55 1/8")	
CELEBRITY	CHEVROLET	1982-1986	SELECTOR DE VELOCIDADES	GM-61	635	634	ESTANDAR	1408072 - 14080702	NACIONAL, 4 CIL.	1270 mm (50")	1573 mm (61 15/16")	
CELEBRITY	CHEVROLET	1982-1986	CABLE TRANSVERSAL	GM-62	634	635	ESTANDAR	14080704	NACIONAL	1324mm (52 1/8")	1530mm (60 1/4")	
CELEBRITY	CHEVROLET	1989	SELECTOR DE VELOCIDADES	GM-65		684	ESTANDAR	10079793	4 CILINDROS, MOTOR 2.8 LT	1175 mm (46 1/4")	1465 mm (57 11/16")	
CELEBRITY	CHEVROLET	1987	TRANSVERSAL DE VELOCIDADES	GM-70	673	639	ESTANDAR	14101422		1180 mm (46 7/16")	1473mm (58")	
CELEBRITY	CHEVROLET	1989	TRANSVERSAL DE VELOCIDADES	GM-74	668	638	ESTANDAR	10079793	MAQUINA 2.8 4 CIL.	1175 mm (46 1/4")	1470mm (57 7/8")	
CELEBRITY	CHEVROLET	1988	SELECTOR DE VELOCIDADES	GM-79		648	ESTANDAR		MAQ. 3.1	1148 mm (45 3/16")	1469 mm (57 13/16")	

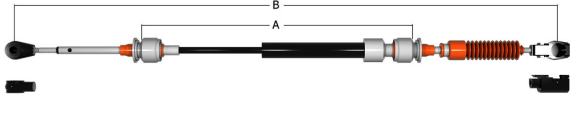
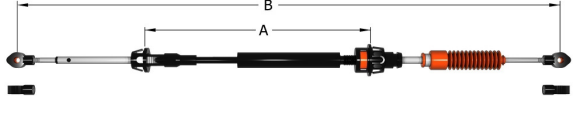
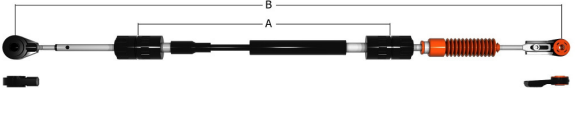
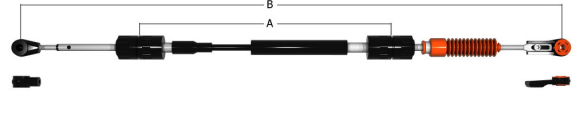
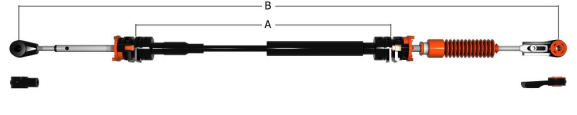
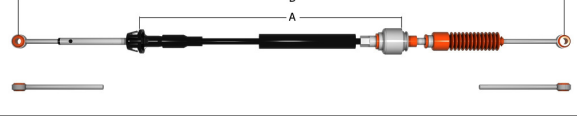
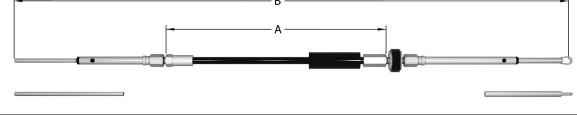
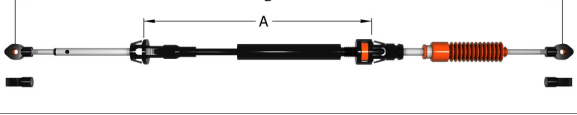
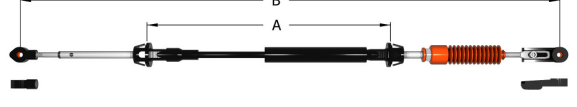
Chicotes Automotrices de Guadalajara

MODELO VEHICULO	MARCA	AÑO	APLICACION	CODIGO CAG	PAREJA	CÓDIGO	TRANSMISIÓN	No. PARTE ORIGINAL	OBSERVACIONES	LONGITUD A	LONGITUD B	IMAGEN
CELEBRITY	CHEVROLET	1989	SELECTOR DE VELOCIDADES	GM-86		667	ESTANDAR		NACIONAL, OJILLO GRANDE	1204 mm (47 3/8")	1503 mm (59 3/16")	
CELEBRITY	CHEVROLET	1989	SELECTOR DE VELOCIDADES	GM-87	638	668	ESTANDAR	10079792	NACIONAL, OJILLO GRANDE	1152 mm (45 3/8")	1475 mm (58 1/16")	
CENTURY	BUICK	1998	SELECTOR DE VELOCIDADES	GM-17		6149	AUTOMATICA	12560064-7230, 12559810-7059	PALANCA AL PISO	2080mm (81 7/8")	2460mm (96 7/8")	
CENTURY	BUICK		SELECTOR DE VELOCIDADES	GM-20		603	AUTOMATICA			1070 mm (42 1/8")	1400 mm (55 1/8")	
CHEYENE	CHEVROLET	2002	SELECTOR DE VELOCIDADES	GM-08		6117	AUTOMATICA	15221896 , 15118283 Y 125582316232, 12558283 6243 - 12558281 7010 GP. 125600627266, 125600637269	NACIONAL	2836 mm (111 5/8")	3140 mm (123 5/8")	
CHEYENNE	CHEVROLET	1999	SELECTOR DE VELOCIDADES	GM-10		6122	AUTOMATICA	15047614, 15039582, 15046598	U.S.A.	2915mm (114 3/4")	3325mm (131")	
CHEYENNE	CHEVROLET	2013	SELECTOR DE VELOCIDADES	GM-116			AUTOMATICA	25995564, 20787610	MOTOR 5.7	2990mm(117 3/4")	3330mm(131 3/32")	
CHEYENNE	CHEVROLET	2015	SELECTOR DE VELOCIDADES	GM-158			AUTOMATICA	22791727 22791902		2870 (113")		
CHEYENNE Z71	CHEVROLET	1996	SELECTOR DE VELOCIDADES	GM-01		699	AUTOMÁTICA	2737TK, 0107TK, 15037353	4x4, U.S.A.	2370 mm (93 5/16")	2800 mm (110 1/4")	
CITATION	CHEVROLET		SELECTOR DE VELOCIDADES	GM-20		603	AUTOMATICA			1070 mm (42 1/8")	1400 mm (55 1/8")	

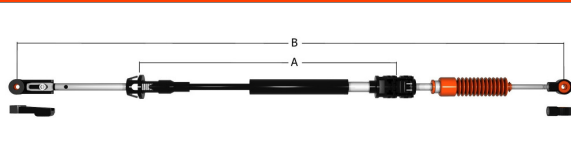
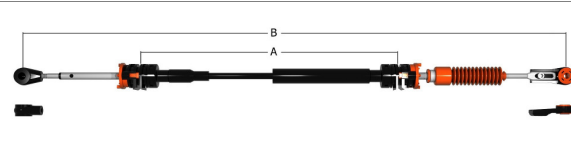
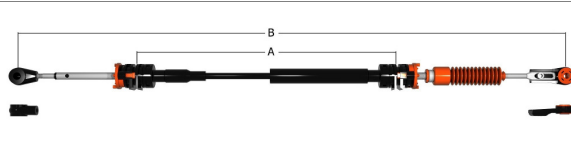
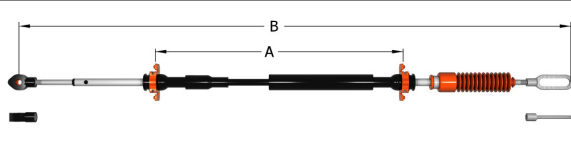
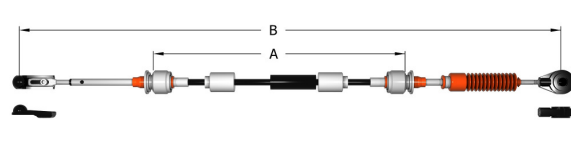
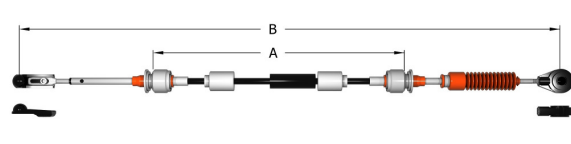
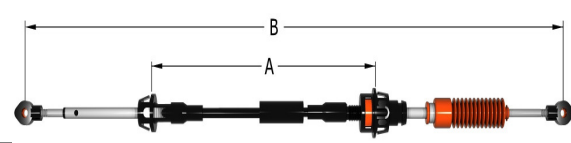
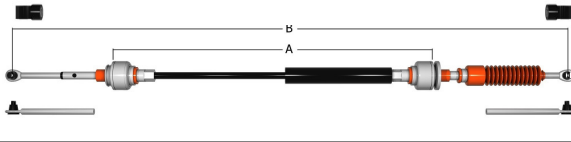
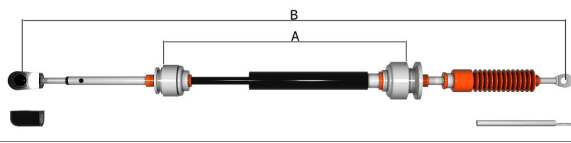
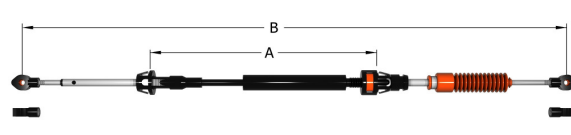
Chicotes Automotrices de Guadalajara

MODELO VEHICULO	MARCA	AÑO	APLICACION	CODIGO CAG	PAREJA	CÓDIGO	TRANSMISIÓN	No. PARTE ORIGINAL	OBSERVACIONES	LONGITUD A	LONGITUD B	IMAGEN
CITATION	CHEVROLET	TODOS	SELECTOR DE VELOCIDADES	GM-63	637	636	ESTANDAR	14080701 - 14080702	NACIONAL	1042 mm (41")	1338 mm (52 11/16")	
CITATION	CHEVROLET	1984-1987	CABLE TRANSVERSAL	GM-64	636	637	ESTANDAR	14080703	NACIONAL	1095 mm (43 1/8")	1300 mm (51 3/16")	
CIVIC	HONDA	2001-2005	SELECTOR DE VELOCIDADES	HON-02		206	ESTANDAR		NACIONAL, MOTOR 1.6 LT., 4 PUERTAS	975 mm (38 3/8")	1295 mm (51")	
CIVIC	HONDA	2001-2005	TRANSVERSAL DE VELOCIDADES	HON-03			ESTANDAR		NACIONAL, MOTOR 1.6 LT., 4 PUERTAS	1035 mm (40 3/4")	1320 mm (52")	
CIVIC	HONDA		SELECTOR DE VELOCIDADES	HON-04			AUTOMATICA			890 mm (35 1/32")	1150 mm (45 1/4")	
CIVIC	HONDA	2011	SELECTOR DE VELOCIDADES	HON-10			ESTANDAR			1190 mm (46 7/8")	1450 mm (57 3/32")	
CIVIC	HONDA	2011	TRANSVERSAL DE VELOCIDADES	HON-11			ESTANDAR			1125 mm (44 5/16")	1380 mm (54 5/16")	
COLORADO	CHEVROLET	2008	SELECTOR DE VELOCIDADES	GM-12		6128	AUTOMATICA	25800701	NACIONAL	1265mm (49 7/8")	1675mm (66")	
COLORADO	CHEVROLET	2008	SELECTOR DE VELOCIDADES	GM-151			AUTOMATICA	25800703P87031	MOTOR 2.9 LT.	1305mm (51 3/8")	1670mm (65 3/4")	
COLORADO	CHEVROLET		SELECTOR DE VELOCIDADES	GM-152			AUTOMATICA	S1Z6TE		1255mm (49 7/16")	1545mm (60 13/16")	

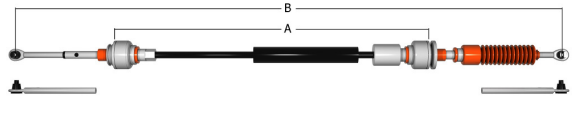
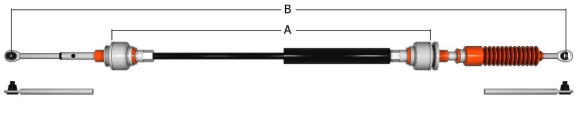
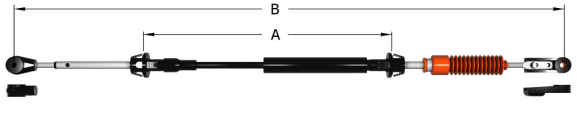
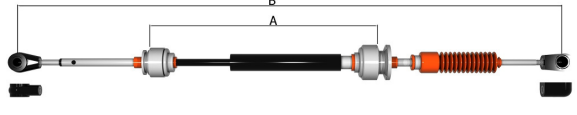

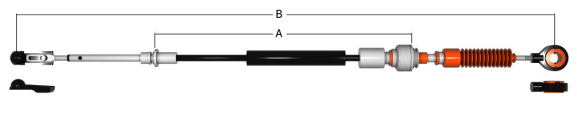
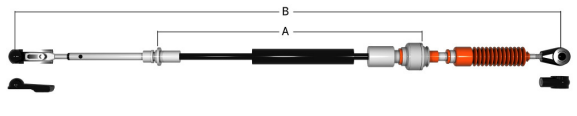

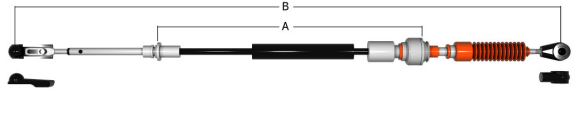
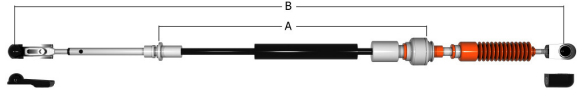
Chicotes Automotrices de Guadalajara

MODELO VEHICULO	MARCA	AÑO	APLICACION	CODIGO CAG	PAREJA	CÓDIGO	TRANSMISIÓN	No. PARTE ORIGINAL	OBSERVACIONES	LONGITUD A	LONGITUD B	IMAGEN
COLORADO	CHEVROLET	2004-2009	SELECTOR DE VELOCIDADES	GM-163			AUTOMATICA	15124555 05348		1260 mm (49 5/8")	1660 mm (65 3/8")	
COMPASS	JEEP	2004-2008	SELECTOR DE VELOCIDADES	CHR-62			ESTANDAR	05062120 AC		895 mm (35 1/4")	1249 mm (49 3/16")	
CONTOUR	FORD	2004	SELECTOR DE VELOCIDADES	FO-01		879	AUTOMATICA		NACIONAL	1507 mm (59 5/16")	1782 mm (70 1/8")	
CONTOUR	FORD	1998	SELECTOR DE VELOCIDADES	FO-59	892	891	ESTÁNDAR	97ZT-7E395-CC	U.S.A., 6 CIL.	923 mm (36 5/16")	1205 mm (47 7/16")	
CONTOUR	FORD	1998	TRANSVERSAL DE VELOCIDADES	FO-60	891	892	ESTÁNDAR	97ZT-7E395-CC	U.S.A., 6 CIL.	923 mm (36 5/16")	1170 mm (46 1/16")	
CONTOUR	FORD	2000	SELECTOR DE VELOCIDADES	FO-64		803	ESTÁNDAR		NACIONAL	915 mm (36")	1202 mm (47 5/16")	
COROLLA	TOYOTA	2003-2006	SELECTOR DE VELOCIDADES	TOY-08			AUTOMATICA			1225 mm (48 1/4")	1545 mm (60 13/16")	
CORSAR	VOLKSWAGEN	TODOS	SELECTOR DE VELOCIDADES	VW-23		552	AUTOMATICA	811713265	NACIONAL, PALANCA A CAJA	333 mm, (13 1/8")	640 mm, (25 3/16")	
CORSICA	CHEVROLET	1993	SELECTOR DE VELOCIDADES	GM-55			AUTOMATICA		MOTOR 2.2 LT., U.S.A.	1805mm (71 1/16")	2090mm (82 1/4")	
CORVETTE	CORVETTE	2000	SELECTOR DE VELOCIDADES	GM-03		625	AUTOMATICA	T920112561688	U.S.A.	655 mm (25 3/4")	1010 mm (39 3/4")	

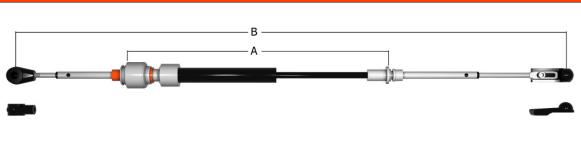
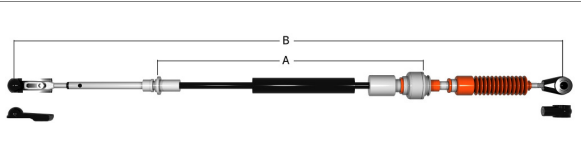
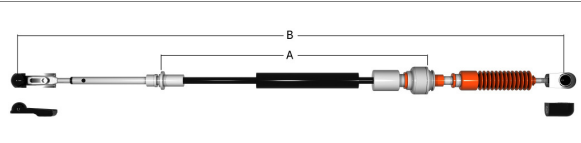
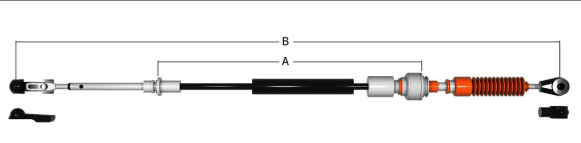
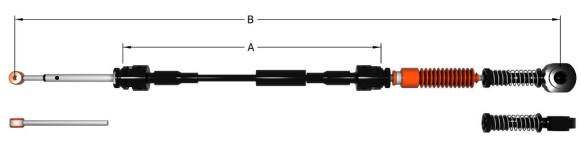
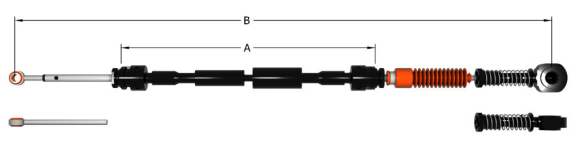
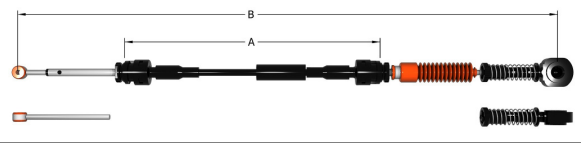
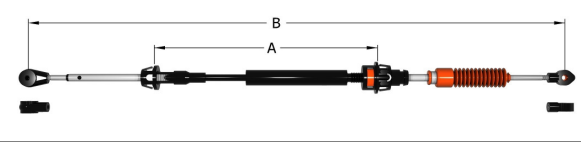
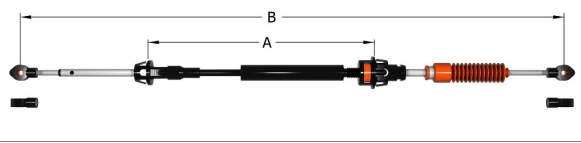
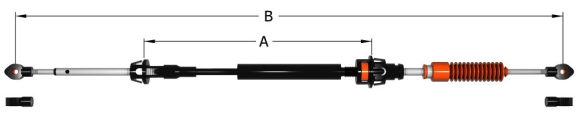
Chicotes Automotrices de Guadalajara

MODELO VEHICULO	MARCA	AÑO	APLICACION	CODIGO CAG	PAREJA	CÓDIGO	TRANSMISIÓN	No. PARTE ORIGINAL	OBSERVACIONES	LONGITUD A	LONGITUD B	IMAGEN
CORVETTE	CORVETTE	2005	SELECTOR DE VELOCIDADES	GM-146			AUTOMATICA			648 mm(25 1/2")	1010 mm(39 3/4 ")	
COUGAR	FORD	2000	SELECTOR DE VELOCIDADES	FO-62		801	ESTÁNDAR	X57R-7E395-AB	NACIONAL	923 mm (36 5/16")	1198 mm (47 3/16")	
COUGAR	FORD	2000	TRANSVERSAL DE VELOCIDADES	FO-63		802	ESTÁNDAR	X57R-7E395-AB	NACIONAL	920 mm (36 1/4")	1165 mm (45 7/8")	
CROWN VICTORIA	FORD	1995	SELECTOR DE VELOCIDADES	FO-30		868	AUTOMATICA	F5AC-3F395-CD	U.S.A.	1397 mm (55")	1796 mm (70 11/16")	
CRUZE	CHEVROLET	2012	SELECTOR DE VELOCIDADES	GM-161			ESTANDAR	96829759 FBF	NACIONAL	870mm (34 1/4 ")	1240mm (48 13/16")	
CRUZE	CHEVROLET	2012	TRANSVERSAL DE VELOCIDADES	GM-162			ESTANDAR	96829759 FBF	NACIONAL	850mm (33 7/16")	1180mm (46 7/16")	
CUTLASS	OLDSMOBILE		SELECTOR DE VELOCIDADES	GM-20		603	AUTOMATICA			1070 mm (42 1/8")	1400 mm (55 1/8")	
CUTLASS	OLDSMOBILE	1991	SELECTOR DE VELOCIDADES	GM-81		658	ESTANDAR	22539955	U.S.A,	975 mm (38 3/8")	1306 mm (51 7/16")	
CUTLASS EUROSPORT	OLDSMOBILE	1986	SELECTOR DE VELOCIDADES	GM-103	639	673	ESTANDAR	10066459	4 PUERTAS 6 CILINDROS	1148 mm (45 3/16")	1480 mm (58 1/4")	
CUTLASS EUROSPORT	OLDSMOBILE	1995	SELECTOR DE VELOCIDADES	GM-51		695	AUTOMÁTICA	313T4B	USA	2280 mm (89 3/4")	2575 mm (101 3/8")	

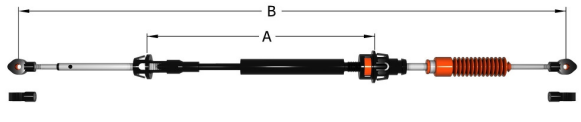
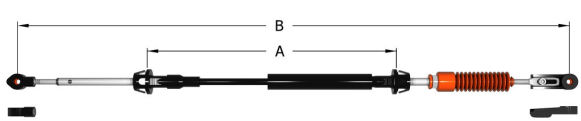
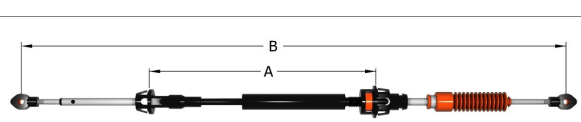
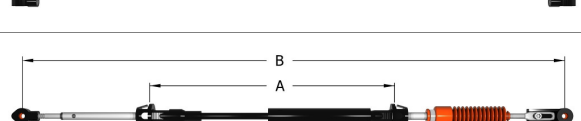
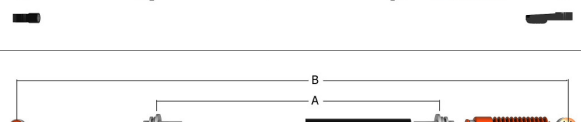
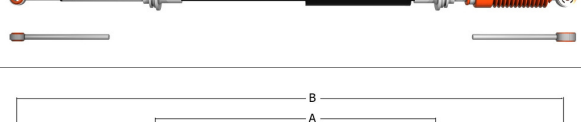
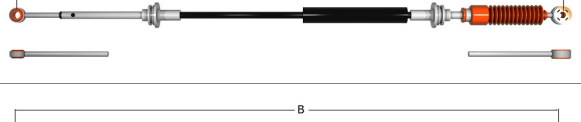
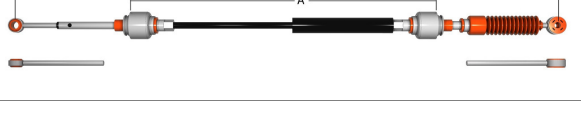
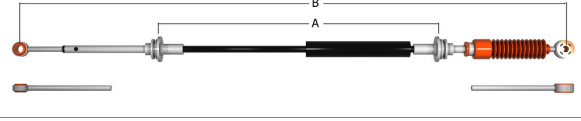
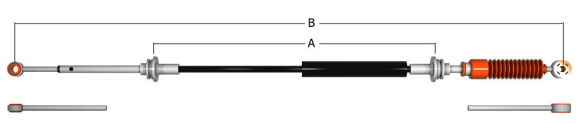
Chicotes Automotrices de Guadalajara

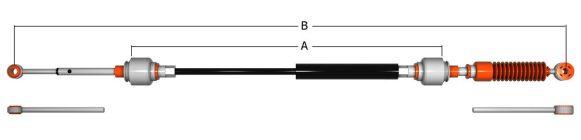

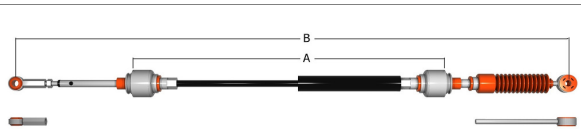
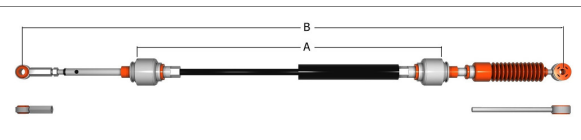
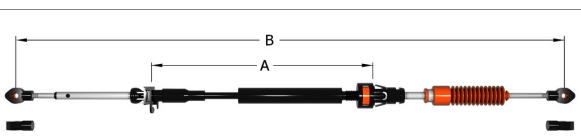
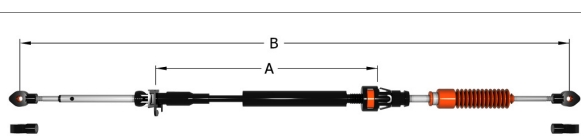
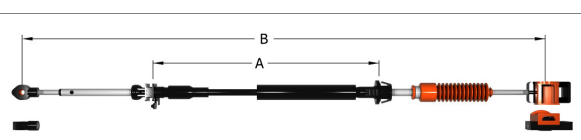
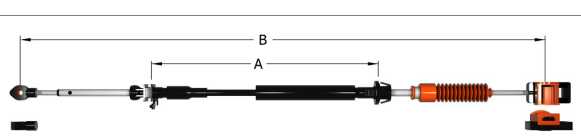
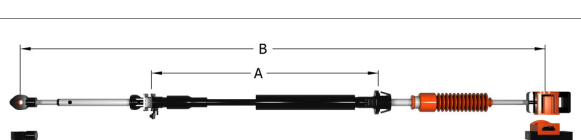
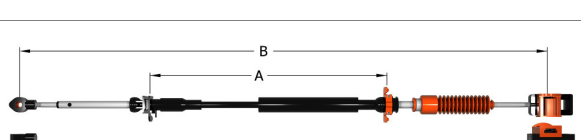
MODELO VEHICULO	MARCA	AÑO	APLICACION	CODIGO CAG	PAREJA	CÓDIGO	TRANSMISIÓN	No. PARTE ORIGINAL	OBSERVACIONES	LONGITUD A	LONGITUD B	IMAGEN
CUTLASS EUROSPORT	OLDSMOBILE		SELECTOR DE VELOCIDADES	GM-83		663	ESTANDAR		EUROSPORT 4 PUERTAS 6 CILINDROS	1170 mm (46 1/16")	1513 mm (59 9/16")	
CUTLASS EUROSPORT	OLDSMOBILE		TRANSVERSAL DE VELOCIDADES	GM-84		664	ESTANDAR	10079793	EUROSPORT 4 PUERTAS 6 CILINDROS	1185 mm (46 5/8")	1469 mm (57 13/16")	
CUTLASS SUPREME	OLDSMOBILE	1997	SELECTOR DE VELOCIDADES	GM-13		6131	AUTOMATICA	12 558557, 12558277	U.S.A., PALANCA AL VOLANTE	1600mm (63")	1927mm (75 7/8")	
CUTLASS EUROSPORT	OLDSMOBILE	1987	TRANSVERSAL DE VELOCIDADES	GM-70	673	639	ESTANDAR	14101422	4 PUERTAS, 6 CILINDROS	1180 mm (46 7/16")	1473mm (58")	
DAKOTA	DODGE	1994-1998	SELECTOR DE VELOCIDADES	CHR-02		1010	AUTOMATICA	52107700	U.S.A., 6 CIL. PALANCA AL VOLANTE	1302 mm (51 1/4")	1545 mm (60 13/16")	
DART "K"	CHRYSLER		SELECTOR DE VELOCIDADES	CHR-45		1081	ESTANDAR		U.S.A., 4 CIL.	965 mm (38")	1335 mm (52 9/16")	
DART "K" VOLARE	CHRYSLER	1986	CABLE TRANSVERSAL	CHR-15	1046	1047	ESTANDAR	4369592 -4249592	NACIONAL, CORTO	737 mm (29")	1040 mm (40 15/16")	
DART "K" VOLARE	CHRYSLER	1986-1988	SELECTOR DE VELOCIDADES	CHR-16	1049	1048	ESTANDAR	4377303	NACIONAL, "LARGO"	764 mm (30 1/16")	1070 mm (48 1/8")	
DART "K" VOLARE	CHRYSLER	1986-1988	CABLE TRANSVERSAL	CHR-17	1048	1049	ESTANDAR	4412669 -4269592	NACIONAL, "LARGO"	905 mm (35 5/8")	1200 mm (47 7/32")	
DART "K" VOLARE	CHRYSLER	1986-1988	SELECTOR DE VELOCIDADES	CHR-25	1048	1076	ESTANDAR	4377303		942 mm (37")	1260 mm (49 5/8")	

Chicotes Automotrices de Guadalajara

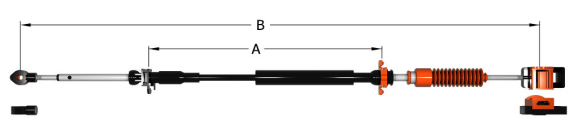
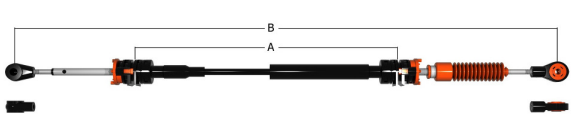
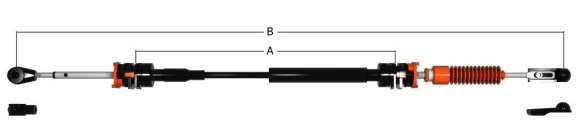
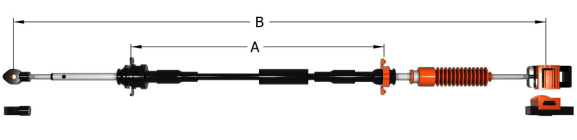
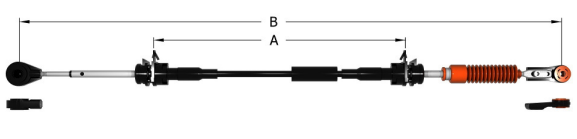
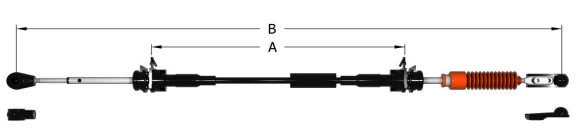
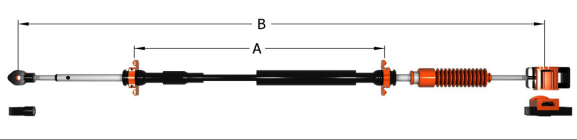
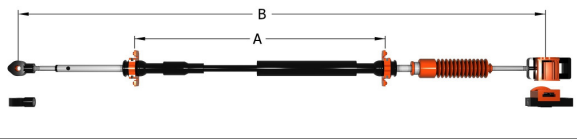
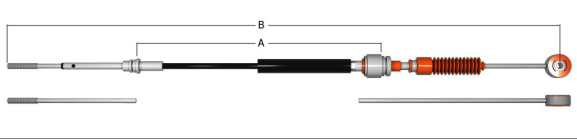
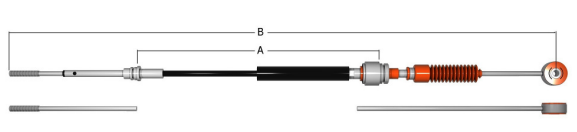
MODELO VEHICULO	MARCA	AÑO	APLICACION	CODIGO CAG	PAREJA	CÓDIGO	TRANSMISIÓN	No. PARTE ORIGINAL	OBSERVACIONES	LONGITUD A	LONGITUD B	IMAGEN
DART K	CHRYSLER	1989	TRANSVERSAL DE VELOCIDADES	CHR-47	1050	1099	ESTANDAR	4446971 10502 1219A		885 mm (34 13/16")	1185 mm (46 5/8")	
DART K VOLARE	CHRYSLER	1986	SELECTOR DE VELOCIDADES	CHR-14	1047	1046	ESTANDAR	4369591	NACIONAL, CORTO	624 mm (24 9/16")	930 mm (36 5/8")	
DART K VOLARE	CHRYSLER	1988	SELECTOR DE VELOCIDADES	CHR-22		1050	ESTANDAR	4317321		930 mm (36 5/8")	1230 mm (48 7/16")	
DAYTONA	DODGE	1984	TRANSVERSAL DE VELOCIDADES	CHR-21		1085	ESTANDAR		U.S.A., 4 CIL. MOTOR 2.2	995 mm (39 3/16")	1287 mm (50 5/8")	
DERBY	VOLKSWAGEN	1999	TRANSVERSAL DE VELOCIDADES	VW-03	559	558	ESTANDAR	6K0711266B / KVUIJ0711266E	NACIONAL	837 mm (33")	1155 mm (45 1/2")	
DERBY	VOLKSWAGEN	2004	SELECTOR DE VELOCIDADES	VW-05	558	560	ESTANDAR	6K0711265D	NACIONAL	875 mm (34 1/2")	1270 mm (50")	
DERBY	VOLKSWAGEN	2004	TRANSVERSAL DE VELOCIDADES	VW-07	560	564	ESTANDAR	6K0711266B	NACIONAL	830 mm (32 11/16")	1150 mm (45 1/4")	
DEVILLE	CADILLAC	1995	SELECTOR DE VELOCIDADES	GM-152			AUTOMATICA	S1Z6TE		1255mm (49 7/16")	1545mm (60 13/16")	
DODGE RAM	DODGE	1996-1998	SELECTOR DE VELOCIDADES	CHR-05		1002	AUTOMATICA	52107676		1615 mm (63 9/16")	1875 mm (73 13/16")	
DODGE RAM	DODGE	2004	SELECTOR DE VELOCIDADES	CHR-11			AUTOMATICA		U.S.A.	1530 mm (60 1/4")	1895 mm (74 5/8")	

Chicotes Automotrices de Guadalajara

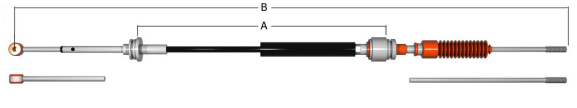

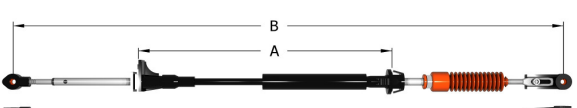
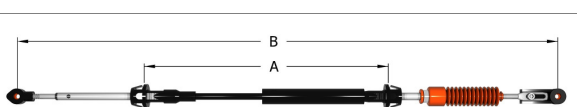
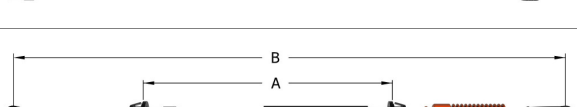
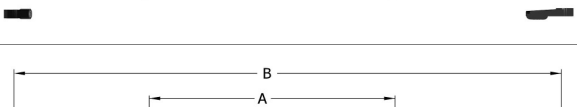
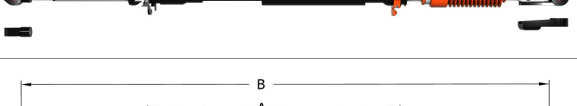
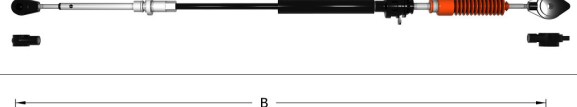

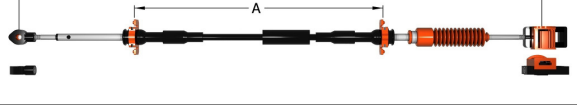
MODELO VEHICULO	MARCA	AÑO	APLICACION	CODIGO CAG	PAREJA	CÓDIGO	TRANSMISIÓN	No. PARTE ORIGINAL	OBSERVACIONES	LONGITUD A	LONGITUD B	IMAGEN
DODGE RAM VAN	DODGE	1996-1998	SELECTOR DE VELOCIDADES	CHR-05		1002	AUTOMATICA	52107676		1615 mm (63 9/16")	1875 mm (73 13/16")	
DURANGO	DODGE	2001	SELECTOR DE VELOCIDADES	CHR-03		1015	AUTOMATICA	52107727	U.S.A., 4 X 4, 4.7 LT., 8 CIL.	1475mm (58")	1738mm (68 1/2")	
DURANGO	DODGE	2000	SELECTOR DE VELOCIDADES	CHR-09		1020	AUTOMATICA		NACIONAL	1390 mm (54 3/4")	1715 mm (67 1/2")	
DURANGO	DODGE	1994-1998	SELECTOR DE VELOCIDADES	CHR-02		1010	AUTOMATICA	52107700	U.S.A., 6 CIL. PALANCA AL VOLANTE	1302 mm (51 1/4")	1545 mm (60 13/16")	
ECLIPSE	MITSUBISHI	1995	SELECTOR DE VELOCIDADES	MIT-01	4007	4001	ESTANDAR	5131	U.S.A.	955 mm(37 5/8")	1330 mm(52 3/8")	
ECLIPSE	MITSUBISHI		SELECTOR DE VELOCIDADES	MIT-02	403	4002	ESTANDAR	7202	U.S.A.	1137 mm (44 3/4")	1512 mm (59 1/2")	
ECLIPSE	MITSUBISHI		TRANSVERSAL DE VELOCIDADES	MIT-03	402	4003	ESTANDAR	7202	U.S.A.	1155 mm(45 1/2")	1509 mm(59 7/16")	
ECLIPSE	MITSUBISHI	1995	SELECTOR DE VELOCIDADES	MIT-04	4007	4004	ESTANDAR	5131	U.S.A.	932 mm (36 11/16")	1310 mm (51 9/16")	
ECLIPSE	MITSUBISHI	1997	SELECTOR DE VELOCIDADES	MIT-05	406	4005	ESTANDAR	6221	U.S.A.	1130 mm (44 1/2")	1508 mm (59 3/8")	
ECLIPSE	MITSUBISHI	1997	TRANSVERSAL DE VELOCIDADES	MIT-06	405	4006	ESTANDAR	6221	U.S.A.	1145 mm (45 1/16")	1500 mm (59 1/16")	

MODELO VEHICULO	MARCA	AÑO	APLICACION	CODIGO CAG	PAREJA	CÓDIGO	TRANSMISIÓN	No. PARTE ORIGINAL	OBSERVACIONES	LONGITUD A	LONGITUD B	IMAGEN
ECLIPSE	MITSUBISHI	1995	SELECTOR DE VELOCIDADES	MIT-07	4001-4004	4007	ESTANDAR	5131	U.S.A.	1105 mm(43 1/2")	1405 mm(55 5/16")	
ECLIPSE	MITSUBISHI	1995	SELECTOR DE VELOCIDADES	MIT-08		4008	ESTANDAR		U.S.A	1125 mm (44 5/16")	1425 mm (56 1/8")	
ECLIPSE	MITSUBISHI	1992	TRANSVERSAL DE VELOCIDADES	MIT-09	MIT-10	4009	ESTANDAR		SEDAN, MOTOR 4 CIL.,U.S.A.	1205 mm(47 7/16")	1535 mm(60 7/16")	
ECLIPSE	MITSUBISHI	1992	SELECTOR DE VELOCIDADES	MIT-10	MIT-09		ESTANDAR		SEDAN, MOTOR 4 CIL.,U.S.A.	1160 mm (45 11/16")	1540 mm (60 5/8")	
ECONOLINE	FORD	1992-1996	SELECTOR DE VELOCIDADES	FO-04		856	AUTOMATICA	F5UA-7E459-AA		1500 mm (59")	1855 mm (73")	
ECONOLINE	FORD	1992	SELECTOR DE VELOCIDADES	FO-06		869	AUTOMATICA		U.S.A.	1395 mm (54 15/16")	1755 mm (69 3/32")	
ECONOLINE	FORD	1998	SELECTOR DE VELOCIDADES	FO-17		871	AUTOMATICA		NACIONAL	1370 mm (53 15/16")	1720 mm (67 3/4")	
ECONOLINE	FORD	1996	SELECTOR DE VELOCIDADES	FO-18		876	AUTOMATICA	F711A-7E 395-CB	NACIONAL	1680 mm (66 3/16")	2030 mm (79 15/16")	
ECONOLINE	FORD	1995-1998	SELECTOR DE VELOCIDADES	FO-19		883	AUTOMATICA	F7UA-7E395-DB	NACIONAL, U.S.A.	1447 mm (57")	1790 mm (70 1/2")	
ECONOLINE	FORD	2005	SELECTOR DE VELOCIDADES	FO-21		806	AUTOMATICA	5C2P-7E395AB	NACIONAL	1448 mm(57")	1800 mm(70 7/8")	

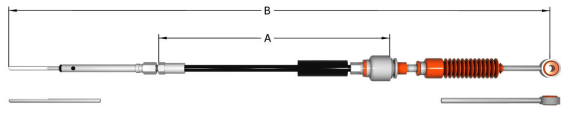
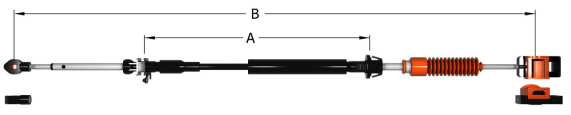
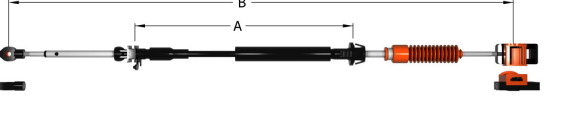
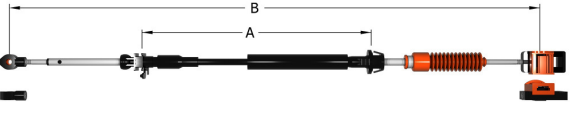
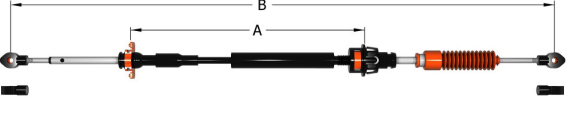
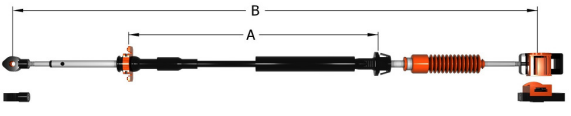
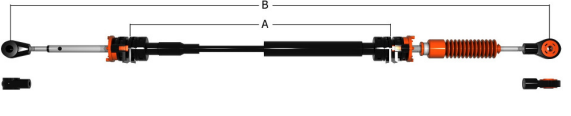
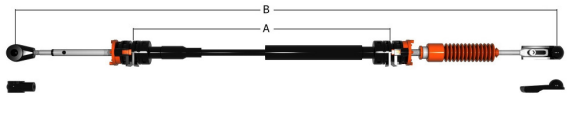
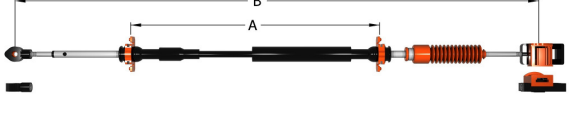
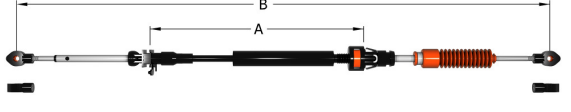
Chicotes Automotrices de Guadalajara

MODELO VEHICULO	MARCA	AÑO	APLICACION	CODIGO CAG	PAREJA	CÓDIGO	TRANSMISIÓN	No. PARTE ORIGINAL	OBSERVACIONES	LONGITUD A	LONGITUD B	IMAGEN
ECONOLINE	FORD	2008	SELECTOR DE VELOCIDADES	FO-49			AUTOMATICA	8C2P-7E395-AA T071 FOMOCO	MOTOR 450, GASOLINA	1695 mm(66 3/4 ")	2030 mm(79 15/16 ")	
ECOSPORT	FORD	2003-2005	SELECTOR DE VELOCIDADES	FO-68	800-899	898	ESTÁNDAR	2565-7E395-BA, 2NIR-7E395-AC, 2NIR-7E395-AB	NACIONAL	1180 mm (46 7/16")	1520 mm (59 13/16")	
ECOSPORT	FORD	2003-2005	TRANSVERSAL DE VELOCIDADES	FO-69	898	899	ESTÁNDAR	2565-7E395-BA, 2NIR-7E395-AB	NACIONAL	1505 mm (59 1/4")	1783 mm (70 3/16")	
ECOSPORT	FORD	2009	SELECTOR DE VELOCIDADES	FO-90			AUTOMATICA	D927J7554P7E395D 5124	NACIONAL	1320 mm (52")	1610 mm (63 3/8")	
ECOSPORT	FORD	2010-2012	SELECTOR DE VELOCIDADES	FO-102	FO-103		ESTANDAR			1210 mm (47 5/8")	1510 mm (59 7/16")	
ECOSPORT	FORD	2010-2012	TRANSVERSAL DE VELOCIDADES	FO-103	FO-102		ESTANDAR	AN15-7E395-CA		1460 mm (57 1/2")	1730 mm (68 1/8")	
EDGE	FORD	2008	SELECTOR DE VELOCIDADES	FO-41			AUTOMATICA	7T4P-7E395-AG	NACIONAL	1195 mm(47 1/16")	1485 mm(58 7/16")	
EDGE	FORD	2012	SELECTOR DE VELOCIDADES	FO-70			AUTOMATICA	CT4P-7E395-CB T071W FOMOCO 0592		1225 mm (48 1/4")	1535 mm (60 7/16")	
ELF 300	ISUZU	2005	SELECTOR DE VELOCIDADES	ISU-04			ESTANDAR		NACIONAL, DIESEL	2550 mm (100 3/8")	3008 mm (118 7/16 ")	
ELF 400	ISUZU	2010-2012	SELECTOR DE VELOCIDADES	ISU-02		102	ESTANDAR		NACIONAL	2635 mm (103 3/4")	3105 mm (122 1/4")	

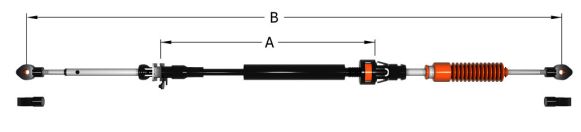
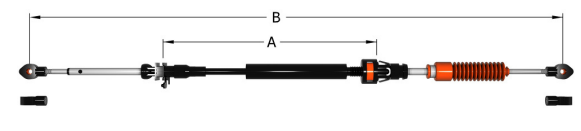
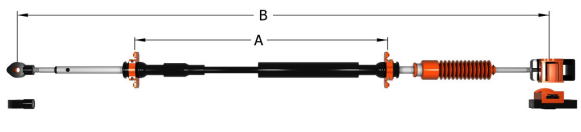
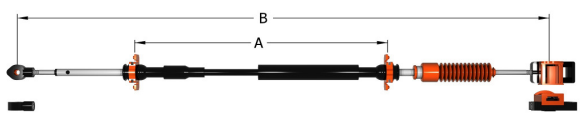
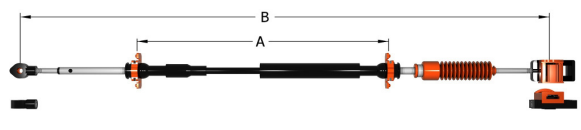
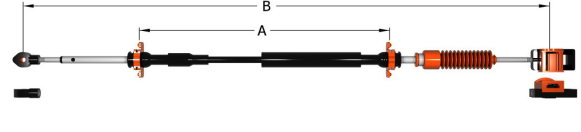
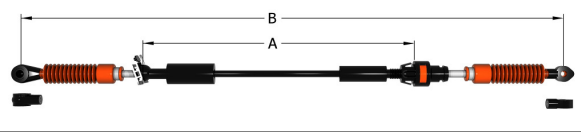
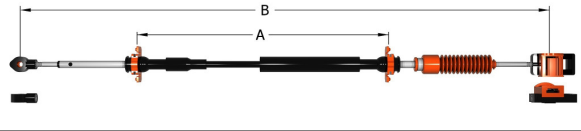
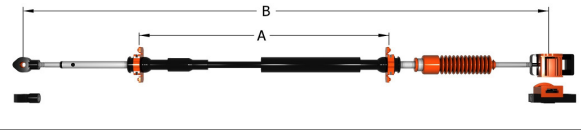
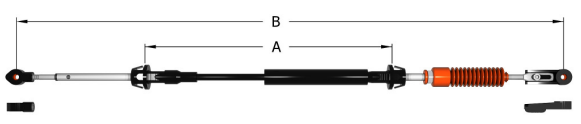
Chicotes Automotrices de Guadalajara

MODELO VEHICULO	MARCA	AÑO	APLICACION	CODIGO CAG	PAREJA	CÓDIGO	TRANSMISIÓN	No. PARTE ORIGINAL	OBSERVACIONES	LONGITUD A	LONGITUD B	IMAGEN
ELF-600	ISUZU	2007	SELECTOR DE VELOCIDADES	ISU-05			ESTANDAR		NACIONAL	2730 mm (107 1/2")	3205 mm (126 3/16")	
ENVOY	GM	2004	SELECTOR DE VELOCIDADES	GM-155		6121	AUTOMATICA	15101412	4 PUERTAS, 6 CILINDROS, NACIONAL	1540 mm (60 5/8")	1905 mm (75")	
ENVOY	GMC	2004	SELECTOR DE VELOCIDADES	GM-155		6121	AUTOMATICA	15101412	4 PUERTAS, 6 CILINDROS, NACIONAL	1540 (60 5/8")	1905 (75")	
ESCALADE	CADILLAC	2006	SELECTOR DE VELOCIDADES	GM-58			AUTOMÁTICA	15203850-25836135		2875 mm (113 3/16")	3275 mm (128 15/16")	
ESCALADE	ESCALADE	2007-2008	SELECTOR DE VELOCIDADES	GM-153			AUTOMÁTICA	15203850-25836134		2965 mm (116 3/4")	3395 mm (133 11/16")	
ESCAPE	FORD	2008-2009	SELECTOR DE VELOCIDADES	FO-84			AUTOMATICA	9L8P-7E395-A		1280 (50 3/8")	1625 (64")	
ESCAPE	FORD	2001	SELECTOR DE VELOCIDADES	FO-76		815	ESTANDAR		U.S.A., 4CIL	1093 mm (43")	1350 mm (53 1/8")	
ESCAPE	FORD	2001	TRANSVERSAL DE VELOCIDADES	FO-82		819	ESTANDAR		NACIONAL	1115 mm (43 7/8")	1410 mm (55 1/2")	
ESCAPE	FORD	2011-2014	SELECTOR DE VELOCIDADES	FO-108			AUTOMATICA	CJ5P-7E395-A FOMOCO T013A		1220 mm (48 1/32")	1530 mm (60 1/4")	
EUROVAN	VOLKSWAGEN	1999	TRANSVERSAL DE VELOCIDADES	VW-03	559	558	ESTANDAR	6K0711266B / KVUJ0711266E		837 mm (33")	1155 mm (45 1/2")	

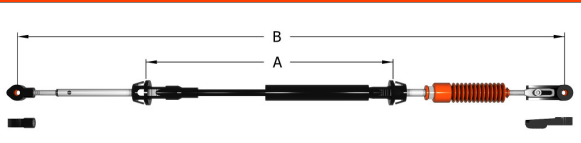
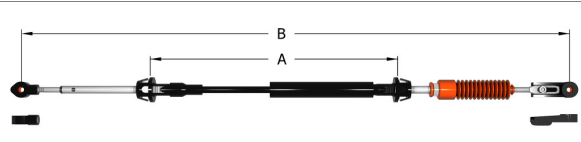
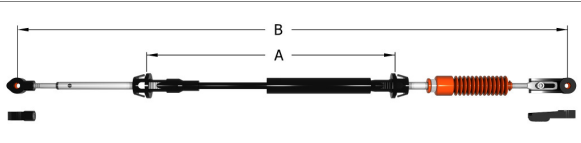
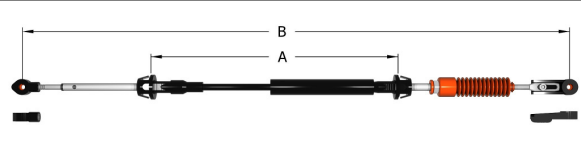
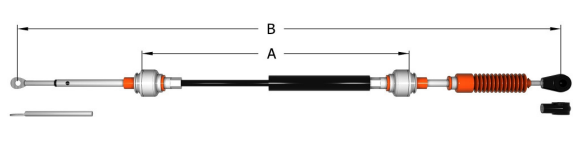
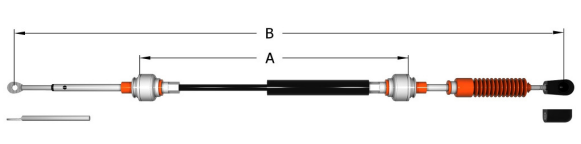
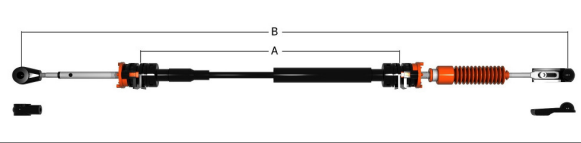
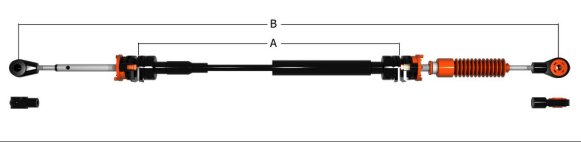
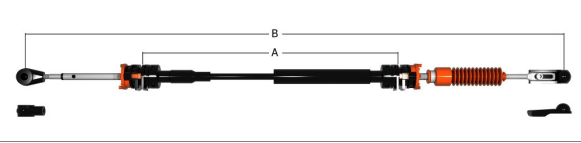
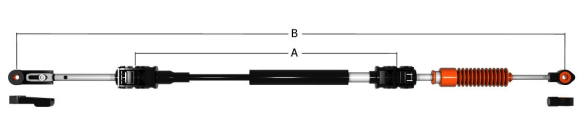
Chicotes Automotrices de Guadalajara

MODELO VEHICULO	MARCA	AÑO	APLICACION	CODIGO CAG	PAREJA	CÓDIGO	TRANSMISIÓN	No. PARTE ORIGINAL	OBSERVACIONES	LONGITUD A	LONGITUD B	IMAGEN
EUROVAN	VOLKSWAGEN	1993-1997	SELECTOR DE VELOCIDADES	VW-25		562	AUTOMATICA	701713265	NACIONAL	484 mm (19")	795 mm (31 1/4")	
EXPEDITION	FORD	2000	SELECTOR DE VELOCIDADES	FO-13		804	AUTOMATICA	XL3P-7E395-BB	U.S.A.	1015 mm (39 15/16")	1358 mm (53 1/2")	
EXPEDITION	FORD	1995-1996	SELECTOR DE VELOCIDADES	FO-14		858	AUTOMATICA	F75A-7E395-AD, YL3P-7395BA, YL3Z-7395-AC	NACIONAL	1070 mm (42 1/8")	1410 mm (55 1/2")	
EXPEDITION	FORD	1999-2000	SELECTOR DE VELOCIDADES	FO-16		862	AUTOMATICA	XC3F-7E395-CA, XC3P-7E395-CB	U.S.A.	1185 mm (46 5/8")	1522 mm (59 15/16")	
EXPEDITION	FORD	2004	SELECTOR DE VELOCIDADES	FO-35		881	AUTOMATICA	3L1P-7E395-BC	U.S.A.	950 mm (37 3/8")	1269 mm (49 15/16")	
EXPEDITION	FORD	1996-2003	SELECTOR DE VELOCIDADES	FO-37		884	AUTOMATICA	21LP-7E395-BH		940 mm (37")	1250 mm (49 3/16")	
EXPEDITION	FORD	2003-2005	SELECTOR DE VELOCIDADES	FO-68	800-899	898	ESTÁNDAR	2565-7E395-BA, 2NIR-7E395-AC, 2NIR-7E395-AB	NACIONAL	1180 mm (46 7/16")	1520 mm (59 13/16")	
EXPEDITION	FORD	2003-2005	TRANSVERSAL DE VELOCIDADES	FO-69	898	899	ESTÁNDAR	2565-7E395-BA, 2NIR-7E395-AB	NACIONAL	1505 mm (59 1/4")	1783 mm (70 3/16")	
EXPEDITION	FORD	2006	SELECTOR DE VELOCIDADES	FO-72			AUTOMATICA	SL1P-7E395-AD	NACIONAL, MOTOR 5.4 LT., 8 CIL.	940 mm (37")	1263 mm (49 3/4")	
EXPLORER	FORD	TODOS	SELECTOR DE VELOCIDADES	FO-08		854	AUTOMÁTICA	F77A-7E395-MD	U.S.A.	880 mm (34 5/8")	1255 mm (49 1/2")	

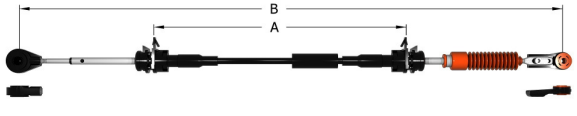
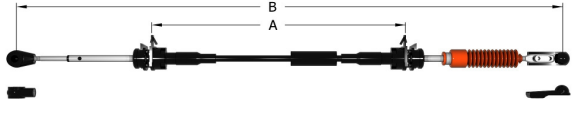


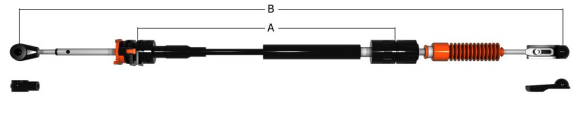
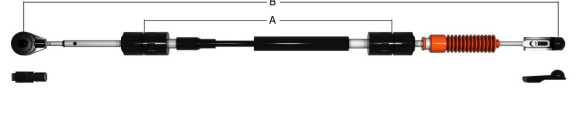
Chicotes Automotrices de Guadalajara

MODELO VEHICULO	MARCA	AÑO	APLICACION	CODIGO CAG	PAJEJA	CÓDIGO	TRANSMISIÓN	No. PARTE ORIGINAL	OBSERVACIONES	LONGITUD A	LONGITUD B	IMAGEN
EXPLORER	FORD	1997	SELECTOR DE VELOCIDADES	FO-09		866	AUTOMATICA	F-105-AT500	NACIONAL	980 mm (38 9/16")	1355 mm (53 3/8")	
EXPLORER	FORD	1997-1998	SELECTOR DE VELOCIDADES	FO-11		874	AUTOMATICA	F77A-7E395-LC/ F57A-7F395-AF / F77-7395-LD/ F77A7E395LE/PMF67 A-7E395-HA	U.S.A.	920 mm (36 1/4")	1292 mm (50 7/8")	
EXPLORER	FORD	2006	SELECTOR DE VELOCIDADES	FO-25		814	AUTOMATICA	612P7E395AKTA748		850 mm(33 7/16")	1122 mm(44 3/16")	
EXPLORER	FORD	2002	SELECTOR DE VELOCIDADES	FO-38		890	AUTOMATICA	1L2P-7E395-AF	NACIONAL	875 mm(34 7/16")	1192 mm(46 15/16")	
EXPLORER	FORD	2003	SELECTOR DE VELOCIDADES	FO-42			AUTOMATICA	1L2P-7E395-AF	NACIONAL	850 mm(33 7/16")	1195 mm(47 1/16")	
EXPLORER	FORD	2002-2004	SELECTOR DE VELOCIDADES	FO-43		818	AUTOMATICA	22657960 205 7A, AL2F7E395A	U.S.A.	855 mm(33 11/16")	1190 mm(46 7/8")	
EXPLORER	FORD	1993	SELECTOR DE VELOCIDADES	FO-46		860	AUTOMATICA	F37A-7E395-06	U.S.A.	945 mm (37 3/16")	1287 mm (50 5/8")	
EXPLORER	FORD	2009	SELECTOR DE VELOCIDADES	FO-77			AUTOMATICA	7L2P-7E395-BA	NACIONAL	785 mm (30 15/16 ")	1110 mm (43 11/16 ")	
EXPLORER ROCK	FORD	2007	SELECTOR DE VELOCIDADES	FO-44			AUTOMATICA		U.S.A.	850 mm(33 7/16")	1125 mm(44 5/16")	
EXPRESS 2500	CHEVROLET	2001	SELECTOR DE VELOCIDADES	GM-04		6102	AUTOMÁTICA	4WD-15118282 15046598 150047614 15039583 15118282 15095767 2248R1 15118286	NACIONAL	3125 mm (123")	3525 mm (138 3/8")	

Chicotes Automotrices de Guadalajara

MODELO VEHICULO	MARCA	AÑO	APLICACION	CODIGO CAG	PAREJA	CÓDIGO	TRANSMISIÓN	No. PARTE ORIGINAL	OBSERVACIONES	LONGITUD A	LONGITUD B	IMAGEN
EXPRESS VAN	CHEVROLET	1998-2002	SELECTOR DE VELOCIDADES	GM-09		6118	AUTOMATICA	15772245 - 1567TB3, 15742262	NACIONAL Y U.S.A.	1270 mm (50")	1745 mm (68 3/4")	
EXPRESS VAN	CHEVROLET	2010	SELECTOR DE VELOCIDADES	GM-117			AUTOMATICA	25865H82, 25939772	V6 MOTOR 4.3	2840mm(111 13/16")	3250mm(127 15/16")	
EXPRESS VAN	CHEVROLET	2000-2004	SELECTOR DE VELOCIDADES	GM-05		6107	AUTOMATICA	15772245, 15740048	NACIONAL	1270 mm (50")	1705 mm (67 1/8")	
FIERO	PONTIAC	1985-1989	SELECTOR DE VELOCIDADES	GM-11		6123	AUTOMATICA	125599260	U.S.A.	655mm (25 3/4")	1015mm (40")	
FIERO	PONTIAC	TODOS	TRANSVERSAL DE VELOCIDADES	GM-113		6147	ESTANDAR	11632347	U.S.A.	1430mm (56 1/4")	1665mm (65 9/16")	
FIERO	PONTIAC	TODOS	SELECTOR DE VELOCIDADES	GM-115		6146	ESTANDAR	11632347		1337mm (52 5/8")	1650mm (64 15/16")	
FIESTA	FORD	2002	TRANSVERSAL DE VELOCIDADES	FO-61		800	ESTÁNDAR	2565-7E395-BA, 2NIR-7E395-AB	NACIONAL	1445 mm (56 7/8")	1720 mm (67 3/4")	
FIESTA	FORD	2003-2005	SELECTOR DE VELOCIDADES	FO-68	800-899	898	ESTÁNDAR	2565-7E395-BA, 2NIR-7E395-AC, 2NIR-7E395-AB	NACIONAL	1180 mm (46 7/16")	1520 mm (59 13/16")	
FIESTA	FORD	2003-2005	TRANSVERSAL DE VELOCIDADES	FO-69	898	899	ESTÁNDAR	2565-7E395-BA, 2NIR-7E395-AB	NACIONAL	1505 mm (59 1/4")	1783 mm (70 3/16")	
FIESTA	FORD	2006	SELECTOR DE VELOCIDADES	FO-73			AUTOMATICA		NACIONAL	1260 mm(49 5/8")	1595 mm(62 13/16")	

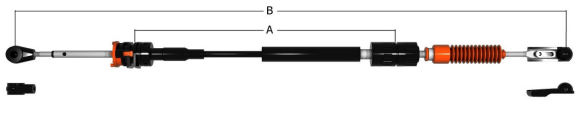
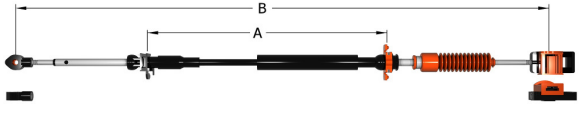
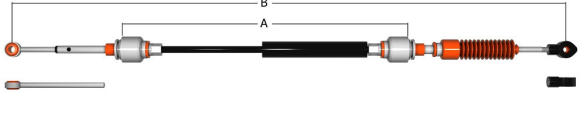
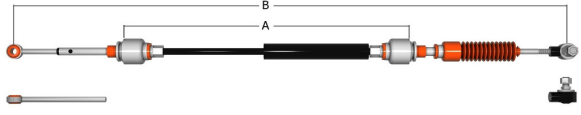
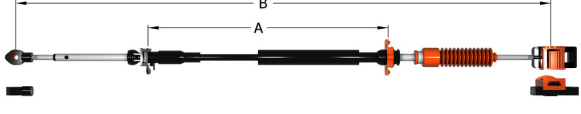
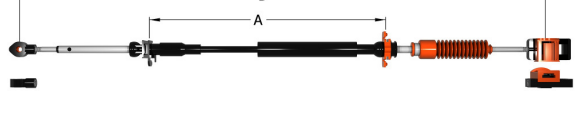
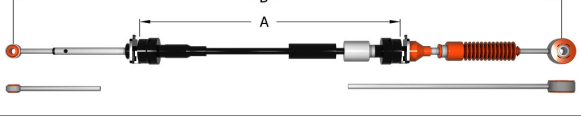

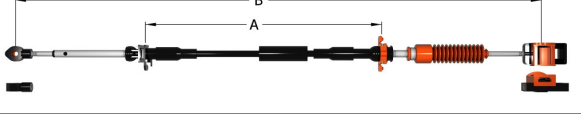
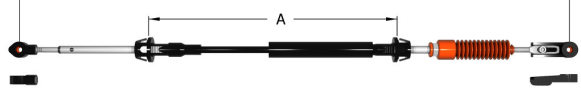
Chicotes Automotrices de Guadalajara

MODELO VEHICULO	MARCA	AÑO	APLICACION	CODIGO CAG	PAREJA	CÓDIGO	TRANSMISIÓN	No. PARTE ORIGINAL	OBSERVACIONES	LONGITUD A	LONGITUD B	IMAGEN
FIESTA	FORD	2010-2012	SELECTOR DE VELOCIDADES	FO-102	FO-103		ESTANDAR			1210 mm (47 5/8")	1510 mm (59 7/16")	
FIESTA	FORD	2010-2012	TRANSVERSAL DE VELOCIDADES	FO-103	FO-102		ESTANDAR	AN15-7E395-CA		1460 mm (57 1/2")	1730 mm (68 1/8")	
FIGO	FORD	2017	SELECTOR DE VELOCIDADES	FO-83			AUTOMATICA	AE8P-7E395-DB T071W FOMOCO 3485	6 VELOCIDADES 4 CILINDROS	1500mm (59 1/16")	1765mm (69 1/2")	
FIGO	FORD	2016-2019	SELECTOR DE VELOCIDADES	FO-100			ESTANDAR	E4B5-7E395-BB		1205 mm (47 7/16")	1500 mm (59 1/16")	
FIGO	FORD	2016-2019	TRANSVERSAL DE VELOCIDADES	FO-101			ESTANDAR	E4B5-7E395-BB GJKBA		1425 mm (56 1/8")	1650 mm (64 15/16")	
FOCUS	FORD	2001	TRANSVERSAL DE VELOCIDADES	FO-56	885	886	ESTÁNDAR	454R - 7E395 - HD	NACIONAL	895 mm (35 1/4")	1175 mm (46 1/4")	
FOCUS	FORD	2003-2004	SELECTOR DE VELOCIDADES	FO-66		896	ESTÁNDAR		NACIONAL	845 mm (33 1/4")	1240 mm (48 13/16")	
FOCUS	FORD	2003-2004	TRANSVERSAL DE VELOCIDADES	FO-67		897	ESTÁNDAR		NACIONAL	875 mm (34 7/16")	1120 mm (44 1/8")	
FOCUS	FORD	2005	SELECTOR DE VELOCIDADES	FO-78			ESTÁNDAR	2M5Z-7E395-AE	NACIONAL	925 mm (36 7/16")	1200 mm (47 1/4")	
FOCUS	FORD	2005	TRANSVERSAL DE VELOCIDADES	FO-79			ESTÁNDAR	2M5Z-7E395-AE	NACIONAL	885 mm (34 7/8")	1130 mm (44 1/2")	

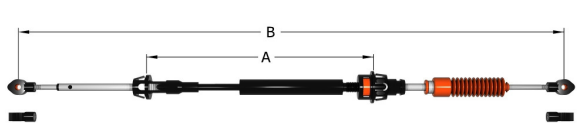
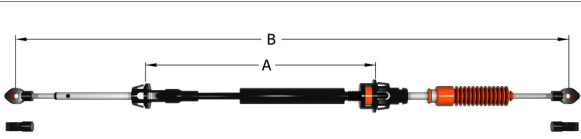
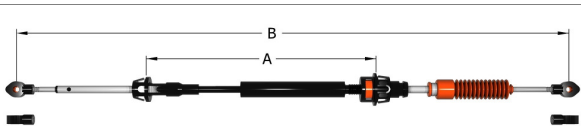
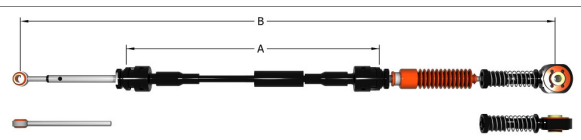
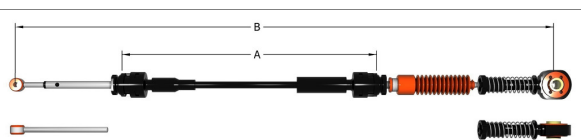
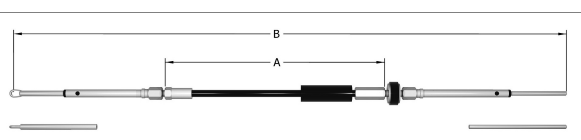
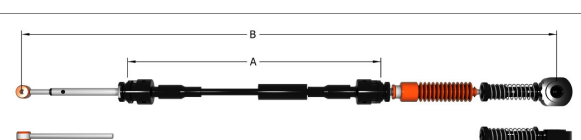
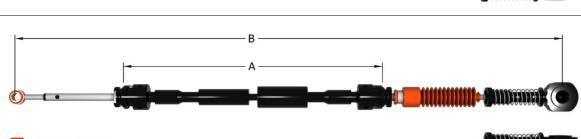
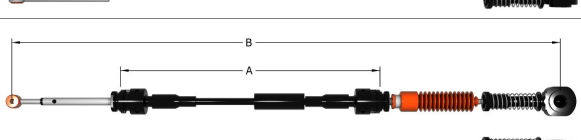
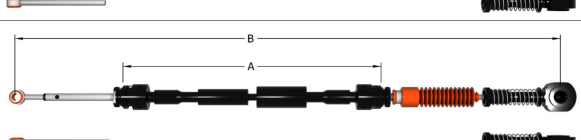
Chicotes Automotrices de Guadalajara

MODELO VEHICULO	MARCA	AÑO	APLICACION	CODIGO CAG	PAREJA	CÓDIGO	TRANSMISIÓN	No. PARTE ORIGINAL	OBSERVACIONES	LONGITUD A	LONGITUD B	IMAGEN
FOCUS	FORD	2010	SELECTOR DE VELOCIDADES	FO-91	FO-92		ESTANDAR			970 mm (38 3/16")	1310 mm (51 9/16")	
FOCUS	FORD	2010	TRANSVERSAL DE VELOCIDADES	FO-92	FO-91		ESTANDAR			955 mm (37 5/8")	1230 mm (48 7/16")	
FOCUS	FORD	2007-2010	SELECTOR DE VELOCIDADES	FO-93			AUTOMATICA	5M5P-7E395-BF	NACIONAL	1355 mm (53 3/8")	1630 mm (64 3/16")	
FOCUS	FORD	2013	SELECTOR DE VELOCIDADES	FO-96	FO-97		ESTANDAR		TURBO	1060 mm (41 3/4")	1370 mm (53 15/16")	
FOCUS	FORD	2013	TRANSVERSAL DE VELOCIDADES	FO-97	FO-96		ESTANDAR		TURBO	1040 mm (40 15/16")	1335 mm (52 9/16")	
FOCUS	FORD	2010	SELECTOR DE VELOCIDADES	FO-98	FO-99		ESTANDAR	9M5R-7E395-FA	MOTOR 1.6 LT.	895 mm (35 1/4")	1280 mm (50 3/8")	
FOCUS	FORD	2010	TRANSVERSAL DE VELOCIDADES	FO-99	FO-98		ESTANDAR		MOTOR 1.6 LT.	905 mm (35 5/8")	1190 mm (46 7/8")	
FOCUS SPLIT	FORD	2000	SELECTOR DE VELOCIDADES	FO-57	888	887	ESTÁNDAR	X54R - 7E395 - BA	NACIONAL, MOTOR 2.0 LT.	1250 mm (49 1/4")	1598 mm (62 15/16")	
FOCUS SPLIT	FORD	2000	TRANSVERSAL DE VELOCIDADES	FO-58	887	888	ESTÁNDAR	X54R - 7E395 - BA	NACIONAL, MOTOR 2.0 LT.	1525 mm (60 1/32")	1790 mm (70 1/2")	
FOCUS ZX3	FORD	2001	SELECTOR DE VELOCIDADES	FO-55	886	885	ESTÁNDAR	454R - 7E395 - HD	NACIONAL	880 mm (34 5/8")	1130 mm (44 1/2")	

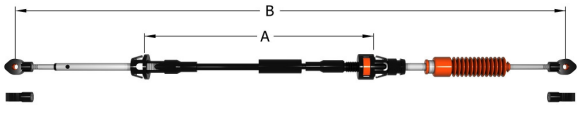

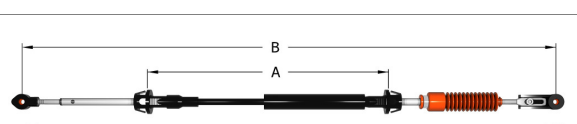
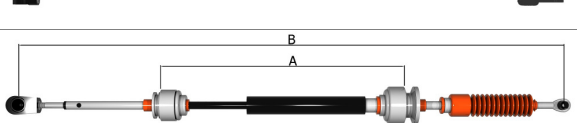
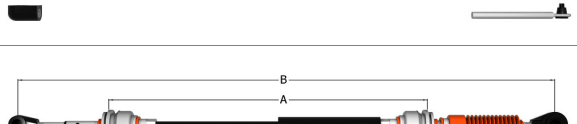

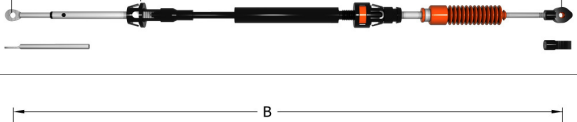
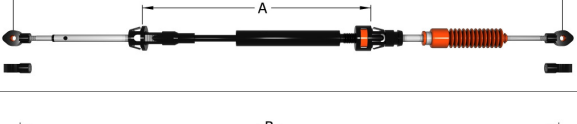
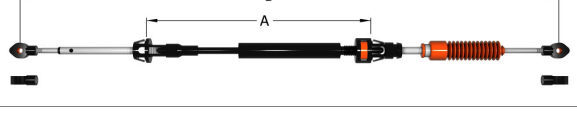
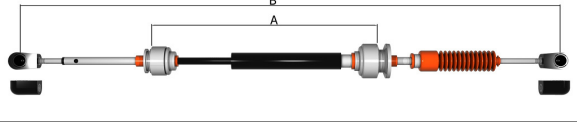
Chicotes Automotrices de Guadalajara

MODELO VEHICULO	MARCA	AÑO	APLICACION	CODIGO CAG	PAREJA	CÓDIGO	TRANSMISIÓN	No. PARTE ORIGINAL	OBSERVACIONES	LONGITUD A	LONGITUD B	IMAGEN
FOCUS	FORD	2004	SELECTOR DE VELOCIDADES	FO-106			ESTÁNDAR		NACIONAL	845 mm (33 1/4")	1240 mm (48 13/16")	
FREESTAR	FORD	2004-2008	SELECTOR DE VELOCIDADES	FO-40		895	AUTOMATICA	3F2P 7E395 AE	U.S.A.	930 mm(36 5/8 ")	1260 mm(49 5/8 ")	
FRONTIER	NISSAN	2005	SELECTOR DE VELOCIDADES	NIS-29			AUTOMATICA			1035 mm (40 3/4")	1350 mm (53 1/8")	
FRONTIER	NISSAN		SELECTOR DE VELOCIDADES	NIS-32		783	AUTOMATICA	9608	USA	1775 mm (69 7/8")	2100 mm (82 11/16")	
FUSION	FORD	2001-2006	SELECTOR DE VELOCIDADES	FO-20		805	AUTOMATICA	6E5P-7E395-EF	NACIONAL, MOTOR 3.0 LT.	1228 mm(48 3/8")	1550 mm(61")	
FUSION	FORD	2011	SELECTOR DE VELOCIDADES	FO-45			AUTOMATICA	9ESP-7E395-AD	NACIONAL	1275 mm(50 3/16")	1550 mm(61")	
FUSION	FORD	2007	SELECTOR DE VELOCIDADES	FO-85			ESTANDAR		NACIONAL	935 mm(36 13/16")	1233 mm(48 9/16 ")	
FUSION	FORD	2007	TRANSVERSAL DE VELOCIDADES	FO-86			ESTANDAR		NACIONAL	980 mm(38 9/16")	1280 mm(50 3/8 ")	
FUSION	FORD	2005	SELECTOR DE VELOCIDADES	FO-105			AUTOMATICA		U.S.A.	1200 mm (47 1/4")	1490 mm (58 11/16")	
G. CHEROKEE	JEEP	1999-2000	SELECTOR DE VELOCIDADES	CHR-01		1004	AUTOMATICA	52104060AC, 313TR8	(PLASTICO)	845 mm (33 1/4")	1190 mm (46 7/8")	

Chicotes Automotrices de Guadalajara

MODELO VEHICULO	MARCA	AÑO	APLICACION	CODIGO CAG	PAREJA	CÓDIGO	TRANSMISIÓN	No. PARTE ORIGINAL	OBSERVACIONES	LONGITUD A	LONGITUD B	IMAGEN
G. CHEROKEE	JEEP	1995	SELECTOR DE VELOCIDADES	CHR-06		1003	AUTOMATICA	52104095		835 mm (32 7/8")	1092 mm (43")	
G. CHEROKEE	JEEP	1994	SELECTOR DE VELOCIDADES	CHR-08		1011	AUTOMATICA		U.S.A.	840 mm (33")	1098 mm (43 1/4")	
G.CH. LAREDO	JEEP	1992	SELECTOR DE VELOCIDADES	CHR-04		1001	AUTOMATICA	8953-004-561	U.S.A.	2040 mm (80 5/16")	2300 mm (90 9/16")	
GOL	VOLKSWAGEN		SELECTOR DE VELOCIDADES	VW-08	VW-09		ESTANDAR	BR 2EH SUO 711 265 C02 10		860 mm (33 7/8")	1240 mm (48 13/16")	
GOL	VOLKSWAGEN		TRANSVERSAL DE VELOCIDADES	VW-09	VW-08		ESTANDAR	BR 2EH SUO 711 266 C02 10	NACIONAL	800 mm (31 1/2")	1115 mm (43 7/8")	
GOLF	VOLKSWAGEN	TODOS	SELECTOR DE VELOCIDADES	VW-21		550	AUTOMATICA	171713565D	NACIONAL, PALANCA A CAJA	1346 mm, (53")	1640 mm, (64 9/16")	
GOLF A4	VOLKSWAGEN	1999	TRANSVERSAL DE VELOCIDADES	VW-01	557	556	ESTANDAR		NACIONAL	897 mm (35 5/16")	1217 mm (47 15/16")	
GOLF A4	VOLKSWAGEN	1999-2004	SELECTOR DE VELOCIDADES	VW-02	556	557	ESTANDAR		NACIONAL	855 mm (33 11/16")	1240 mm (48 13/16")	
GOLF, MOTOR 2.0	VOLKSWAGEN	2000-2004	TRANSVERSAL DE VELOCIDADES	VW-07	560	564	ESTANDAR	6K0711266B	NACIONAL	830 mm (32 11/16")	1150 mm (45 1/4")	
GOLF, MOTOR 2.0	VOLKSWAGEN	2000-2006	SELECTOR DE VELOCIDADES	VW-06	564	561	ESTANDAR	VWAG DU4CZ 1C0711265, KUO U0711265E	NACIONAL, MOTOR 2.0	910 mm (35 13/16")	1295 mm (51")	

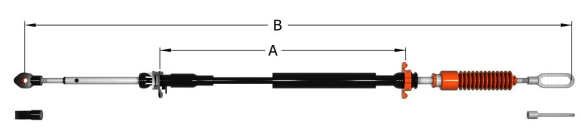
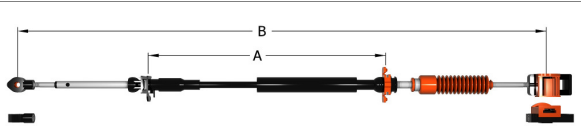
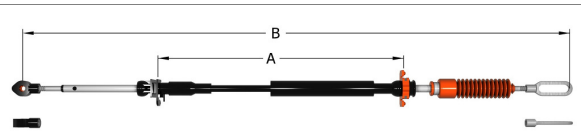
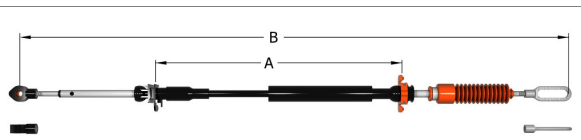
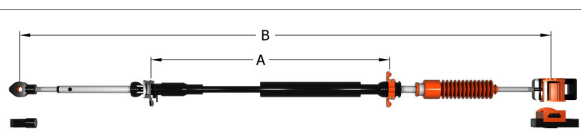
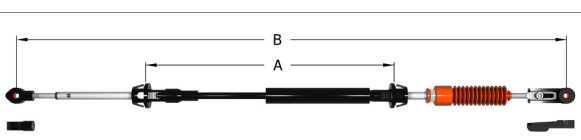
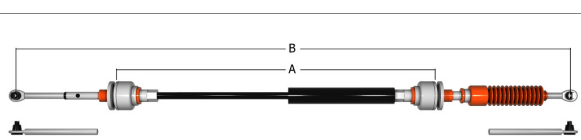
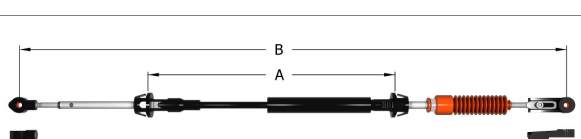
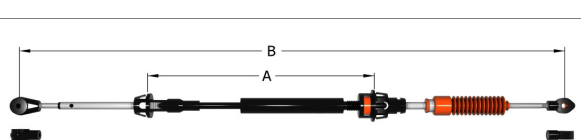
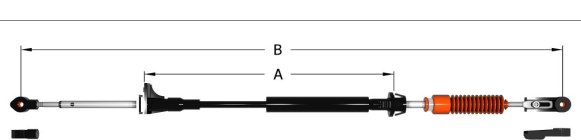
Chicotes Automotrices de Guadalajara

MODELO VEHICULO	MARCA	AÑO	APLICACION	CODIGO CAG	PAREJA	CÓDIGO	TRANSMISIÓN	No. PARTE ORIGINAL	OBSERVACIONES	LONGITUD A	LONGITUD B	IMAGEN
GRAN AM	PONTIAC	1998	SELECTOR DE VELOCIDADES	GM-47		609	AUTOMATICA	22616589	NACIONAL	2540 mm (100")	2830 mm (111 7/16")	
GRAN AM	PONTIAC	1991	SELECTOR DE VELOCIDADES	GM-81		658	ESTANDAR	22539955	U.S.A,	975 mm (38 3/8")	1306 mm (51 7/16")	
GRAND AM	PONTIAC	1999	SELECTOR DE VELOCIDADES	GM-08		6117	AUTOMATICA	15221896 , 15118283 Y 125582316232, 12558283 6243 - 12558281 7010 GP. 125600627266, 125600637269	NACIONAL	2836 mm (111 5/8")	3140 mm (123 5/8")	
GRAND AM	PONTIAC	1995	SELECTOR DE VELOCIDADES	GM-100		653	ESTANDAR	22535555		935 mm (36 3/4")	1265 mm (49 3/4")	
GRAND AM	PONTIAC	1996-1997	SELECTOR DE VELOCIDADES	GM-120		650	ESTANDAR	155W7B - 130W6A	U.S.A., 4 CIL. 5 VELOC.	970 mm (38 3/16")	1310 mm (51 1/2")	
GRAND AM	PONTIAC	1994	SELECTOR DE VELOCIDADES	GM-49		628	AUTOMATICA	12T5B, 033T5A	U.S.A., PALANCA AL PISO	1745 mm (68 3/4")	2012 mm (79 1/4")	
GRAND AM	PONTIAC	1998	SELECTOR DE VELOCIDADES	GM-50		633	AUTOMATICA	046T6B-268T5B- 22650829	NACIONAL	1915 mm (75 3/8")	2240 mm (88 3/16")	
GRAND AM	PONTIAC	2000	SELECTOR DE VELOCIDADES	GM-53		6108	AUTOMATICA	22670653 22688586		2325 mm (91 1/2")	2620 mm (103 1/8")	
GRAND AM	CHEVROLET	1988	SELECTOR VELOCIDADES	GM-66	619	618	ESTANDAR	22535006 068 A8	U.S.A	915 (36")	1240 (48 13/16")	
GRAND AM	CHEVROLET	1990	SELECTOR DE VELOCIDADES	GM-67		655	ESTANDAR	14093376	5 VELOCIDADES 4 CIL.	982 mm (38 11/16")	1306 mm (51 7/16")	

Chicotes Automotrices de Guadalajara

MODELO VEHICULO	MARCA	AÑO	APLICACION	CODIGO CAG	PAREJA	CÓDIGO	TRANSMISIÓN	No. PARTE ORIGINAL	OBSERVACIONES	LONGITUD A	LONGITUD B	IMAGEN
GRAND AM	CHEVROLET	1988	TRANSVERSAL VELOCIDADES	GM-69	618	619	ESTANDAR	22535005 077 A8	U.S.A, 4 CILINDROS	925 (36 7/16")	1225 (48 1/4")	
GRAND AM	PONTIAC	1991	SELECTOR DE VELOCIDADES	GM-80		654	ESTANDAR	22539961	U.S.A.	989 mm (38 15/16")	1221 mm (48 1/16")	
GRAND AM	PONTIAC	1994	TRANSVERSAL	GM-93		642	ESTANDAR	22575723	MAQUINA 2.3 LTS.	960 mm (36 13/16")	1195 mm (47 1/16")	
GRAND AM	CHEVROLET	1993	SELECTOR DE VELOCIDADES	GM-97		652	ESTANDAR	22570006	U.S.A., 4 CIL MAQUINA 2.3 LTS.	955 mm (37 1/2")	1280 mm (50 3/8")	
GRAND CHEROKEE	JEEP	2005	SELECTOR DE VELOCIDADES	CHR-54	1019	1018	ESTANDAR	05062120 AB 4178 4D 6349-1,	NACIONAL	895 mm (35 1/4")	1249 mm (49 3/16")	
GRAND CHEROKEE	JEEP	2005	TRANSVERSAL DE VELOCIDADES	CHR-55	1018	1019	ESTANDAR	05062120 AB 4178 4D 4449-2, 050621200AC 41784D 8339 1	NACIONAL	920 mm (36 1/4")	1205 mm (47 7/16")	
GRAND CHEROKEE COMANCHE	JEEP		SELECTOR DE VELOCIDADES	CHR-10		1023	AUTOMATICA			1160 mm (45 11/16 ")	1420 mm (55 15/16 ")	
GRAND CHEROKEE LAREDO	JEEP	1999	SELECTOR DE VELOCIDADES	CHR-48			AUTOMATICA	52104060/313T8R	U.S.A., MOTOR 4.0, 6 CILINDROS	850 mm (33 1/2")	1190 mm (46 7/8")	
GRAND i10	HYUNDAI	2016	SELECTOR DE VELOCIDADES	HYU-07	HYU-08		ESTANDAR			700 mm (27 9/16")	1070 mm (42 1/8")	
GRAND i10	HYUNDAI	2016	TRANSVERSAL DE VELOCIDADES	HYU-08	HYU-07		ESTANDAR			740 mm (29 1/8")	1020 mm (40 3/16")	

Chicotes Automotrices de Guadalajara

MODELO VEHICULO	MARCA	AÑO	APLICACION	CODIGO CAG	PAJEJA	CÓDIGO	TRANSMISIÓN	No. PARTE ORIGINAL	OBSERVACIONES	LONGITUD A	LONGITUD B	IMAGEN
GRAND MARQUIS	MERCURY	1992	SELECTOR DE VELOCIDADES	FO-24		811	AUTOMATICA	F4AC-7E395DB	NACIONAL	1205 mm (47 7/16 ")	1559 mm (61 3/8 ")	
GRAND MARQUIS	MERCURY	1979-1984	SELECTOR DE VELOCIDADES	FO-27		864	AUTOMATICA	PIF2VC-7E395-6A NAVIGATOR : PIF2VC 7E395BA	NACIONAL	2380 mm(93 11/16 ")	2705 mm(106 1/2 ")	
GRAND MARQUIS	MERCURY	1992	SELECTOR DE VELOCIDADES	FO-31		870	AUTOMATICA	F1VC-7E395-AA		1370 mm (53 15/16 ")	1725 mm (67 15/16 ")	
GRAND MARQUIS	MERCURY	1992	SELECTOR DE VELOCIDADES	FO-33		877	AUTOMATICA	E0V-7FE395-RF	U.S.A.	1395 mm (54 15/16")	1735 mm (68 5/16")	
GRAND MARQUIS	MERCURY	1996-1998	SELECTOR DE VELOCIDADES	FO-34		878	AUTOMATICA	ESL3P-7E395-AA Y 5L3P-7E395-AA	U.S.A.	960 mm(37 13/16 ")	1320 mm(52")	
GRAND PRIX	PONTIAC	1997-1998	SELECTOR DE VELOCIDADES	GM-08		6117	AUTOMATICA	15221896 , 15118283 Y 125582316232, 12558283 6243 - 12558281 7010 GP. 125600627266, 125600637269	NACIONAL	2836 mm (111 5/8")	3140 mm (123 5/8")	
GRAND PRIX	PONTIAC	1988	TRANSVERSAL DE VELOCIDADES	GM-114		6115	ESTANDAR	10079788	U.S.A.	1245 mm (49")	1620 mm (63 3/4")	
GRAND PRIX	PONTIAC	1997	SELECTOR DE VELOCIDADES	GM-18		6150	AUTOMATICA	12560065		2555mm (100 9/16")	2872mm (113 1/16")	
GRAND PRIX	PONTIAC	1994	SELECTOR DE VELOCIDADES	GM-42		6138	AUTOMATICA	5059TA - 43501E - 12553934	U.S.A	1575mm (62")	1892mm (74 1/2")	
H2	HUMMER	2003-2007	SELECTOR DE VELOCIDADES	GM-156		6143	AUTOMÁTICA	10356646 013D5	8 CIL.	610 mm (24")	980 mm (38 9/16")	

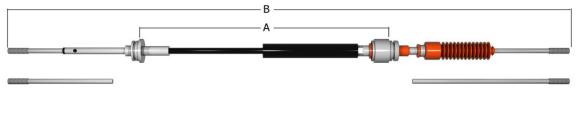
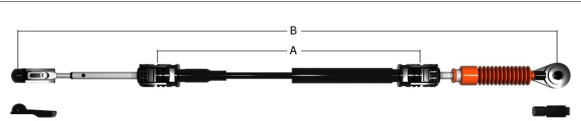
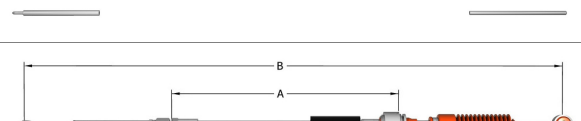
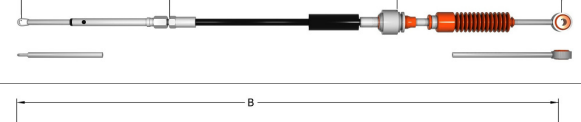
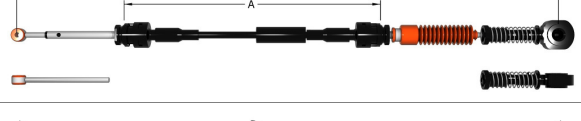
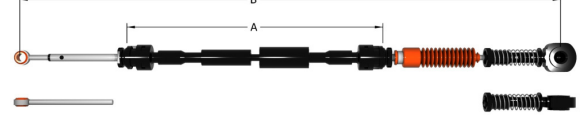
Chicotes Automotrices de Guadalajara

MODELO VEHICULO	MARCA	AÑO	APLICACION	CODIGO CAG	PAREJA	CÓDIGO	TRANSMISIÓN	No. PARTE ORIGINAL	OBSERVACIONES	LONGITUD A	LONGITUD B	IMAGEN
H3	HUMMER	2006-2010	SELECTOR DE VELOCIDADES	GM-179			AUTOMATICA	15867642 25800702	NACIONAL, 5CILINDROS, MOTOR 3.5 LT.	1315 mm (51 3/4")	1675 mm (65 15/16")	
H-100	HYUNDAI	2007	TRANSVERSAL DE VELOCIDADES	HYU-01	402	401	ESTANDAR		NACIONAL	1325 mm (52 3/16")	1740 mm (68 1/2")	
H-100	HYUNDAI	2007	SELECTOR DE VELOCIDADES	HYU-02	401	402	ESTANDAR		NACIONAL, GASOLINA	1285 mm (50 5/8")	1603 mm (63 1/8")	
H-100	HYUNDAI	2011	SELECTOR DE VELOCIDADES	HYU-09	HYU-10		ESTANDAR	D007FKU	MOTOR 2.5 LT.	550 mm (21 5/8")	895 mm (35 1/4")	
H-100	HYUNDAI	2011	TRANSVERSAL DE VELOCIDADES	HYU-10	HYU-09		ESTANDAR		MOTOR 2.5 LT.	650 mm (25 9/16")	1000 mm (39 3/8")	
H-100 DIESEL	HYUNDAI		TRANSVERSAL DE VELOCIDADES	HYU-03		408	ESTANDAR		NACIONAL	1375 mm (54 1/8")	1695 mm (66 3/4")	
H-100 DIESEL	HYUNDAI	2008	SELECTOR DE VELOCIDADES	HYU-04		409	ESTANDAR		NACIONAL	1400 mm (55 1/8")	1822 mm (71 3/4")	
HHR	CHEVROLET	2006	SELECTOR DE VELOCIDADES	GM-174	175		ESTANDAR			890 mm (35 1/32")	1210 mm (47 5/8")	
HHR	CHEVROLET	2006	TRANSVERSAL DE VELOCIDADES	GM-175	174		ESTANDAR			905 mm (35 5/8")	1170 mm (46 1/16")	
IBIZA	SEAT	2006-2012	SELECTOR DE VELOCIDADES	SE-01			ESTANDAR	VWAG DU 4CZ 6Q071165AM	NACIONAL	860 mm (33 7/8")	1245 mm (49")	

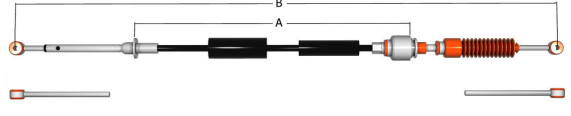


Chicotes Automotrices de Guadalajara

MODELO VEHICULO	MARCA	AÑO	APLICACION	CODIGO CAG	PAREJA	CÓDIGO	TRANSMISIÓN	No. PARTE ORIGINAL	OBSERVACIONES	LONGITUD A	LONGITUD B	IMAGEN
IBIZA	SEAT	2006	SELECTOR DE VELOCIDADES	SE-04	SE-05		ESTANDAR	VWAG DU4CZ 4K0711265C	NACIONAL	900 mm (35 7/16")	1280 mm (50 3/8")	
IBIZA	SEAT	2006	TRANSVERSAL DE VELOCIDADES	SE-05	SE-04		ESTANDAR	VWAG DU4CZ 4K0711266M	NACIONAL	870 mm (34 1/4")	1180 mm (46 7/16")	
ICHI VAN	NISSAN	1987-1991	SELECTOR DE VELOCIDADES	NIS-19		776	AUTOMÁTICA	508J31A	NACIONAL	1435 mm (56 1/2")	1804 mm (71 1/32")	
IKON	FORD	2006	TRANSVERSAL DE VELOCIDADES	FO-61		800	ESTÁNDAR	432-2565 7E395BA, 474-2565 7E395BA, 174-21NR7E39JAB	NACIONAL, MOTOR 1.6 LT., NACIONAL	1445 mm (56 7/8")	1720 mm (67 3/4")	
IKON	FORD	2012	SELECTOR DE VELOCIDADES	FO-88			ESTANDAR		NACIONAL	1200 mm (47 1/4")	1500 mm (59 1/16")	
IKON	FORD	2012	TRANSVERSAL DE VELOCIDADES	FO-89			ESTANDAR		NACIONAL	1420 mm (55 15/16")	1760 mm (69 5/16")	
IKON	FORD	2012	SELECTOR DE VELOCIDADES	FO-94	FO-95		ESTANDAR	B56R-7E395-BA	NACIONAL	1205 mm (47 7/16")	1545 mm (60 13/16")	
IKON	FORD	2012	TRANSVERSAL DE VELOCIDADES	FO-95	FO-94		ESTANDAR	B56R-7E395-BA	NACIONAL	1430 mm (56 5/16")	1690 mm (66 1/2")	
IMPALA	CHEVROLET	2000	SELECTOR DE VELOCIDADES	GM-15		6136	AUTOMATICA	12583398		1850mm (72 7/8")	2232mm (87 7/8")	
IMPALA	CHEVROLET	2000-2006	SELECTOR DE VELOCIDADES	GM-139			AUTOMATICA	(2002) - 10321269 2052 (2006) - 12563397	AMERICANO	2620 mm (103 1/8")	2925 mm (115 3/16")	

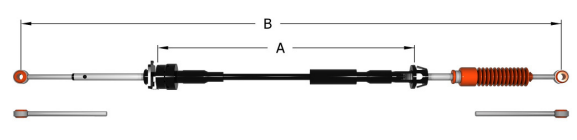
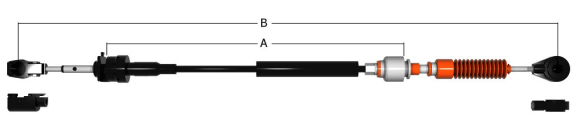
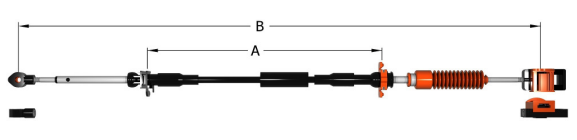
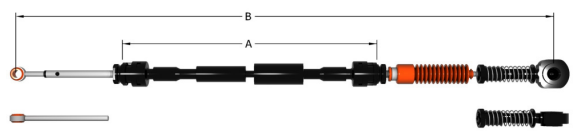
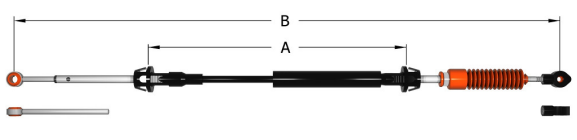
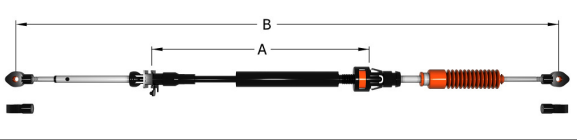
Chicotes Automotrices de Guadalajara

MODELO VEHICULO	MARCA	AÑO	APLICACION	CODIGO CAG	PAREJA	CÓDIGO	TRANSMISIÓN	No. PARTE ORIGINAL	OBSERVACIONES	LONGITUD A	LONGITUD B	IMAGEN
ISUZU DIESEL	ISUZU	2015	SELECTOR DE VELOCIDADES	ISU-03			ESTANDAR		NACIONAL	2710 mm (106 11/16")	3150 mm (124")	
JAGUAR	JAGUAR	2002	SELECTOR DE VELOCIDADES	JAG-01			AUTOMATICA		U.S.A.	925 mm(36 7/16 ")	1240 mm(48 13/16 ")	
JETTA	VOLKSWAGEN	TODOS	SELECTOR DE VELOCIDADES	VW-21		550	AUTOMATICA	171713565D	NACIONAL, PALANCA A CAJA	1346 mm, (53")	1640 mm, (64 9/16")	
JETTA A3	VOLKSWAGEN	1993-1999	SELECTOR DE VELOCIDADES	VW-24		553	AUTOMATICA	171713565D	NACIONAL, U.S.A.	930 mm, (36 5/8")	1223 mm, (48 1/8")	
JETTA A-3	VOLKSWAGEN	1993-1997	SELECTOR DE VELOCIDADES	VW-27		565		535-713-265		915 mm (36")	1205 mm (47 7/16")	
JETTA A4	VOLKSWAGEN	1999	TRANSVERSAL DE VELOCIDADES	VW-03	559	558	ESTANDAR	6K0711266B / KVUIJ0711266E	NACIONAL	837 mm (33")	1155 mm (45 1/2")	
JETTA A4	VOLKSWAGEN	1999	SELECTOR DE VELOCIDADES	VW-04	558	559	ESTANDAR		NACIONAL	900 mm (35 7/16")	1280 mm (50 3/8")	
JETTA A4	VOLKSWAGEN	2001-2003	SELECTOR DE VELOCIDADES	VW-13	VW-32			ITSJ506021J0711265K ITSJ503011J0711265K		900 mm (35 7/16")	1280 mm (50 3/8")	
JETTA A4	VOLKSWAGEN	2004	SELECTOR DE VELOCIDADES	VW-14			ESTANDAR	6EM0435992	NACIONAL	907 mm (35 11/16")	1293 mm (50 7/8")	
JETTA A4	VOLKSWAGEN	2000-2005	SELECTOR DE VELOCIDADES	VW-18		554	AUTOMATICA	171713565D	NACIONAL, U.S.A.	865 mm, (34 1/16")	1185 mm, (46 5/8")	

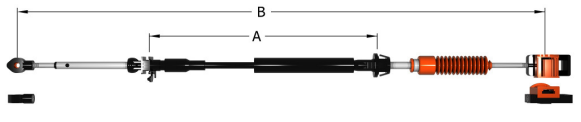
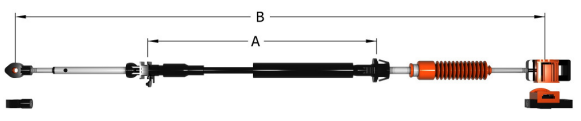
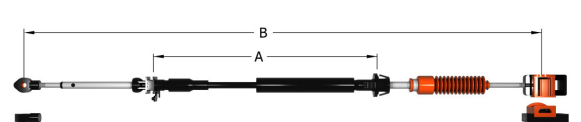
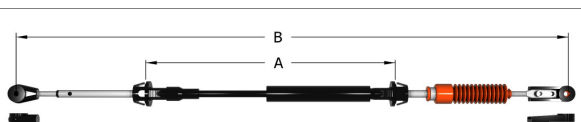
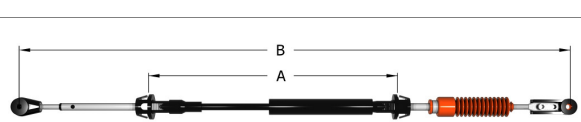
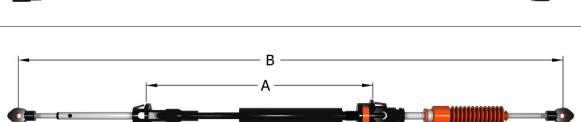
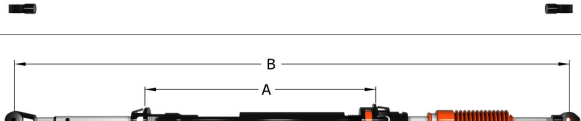

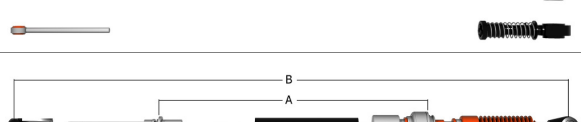
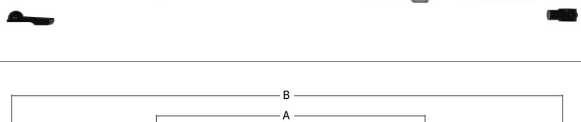
Chicotes Automotrices de Guadalajara

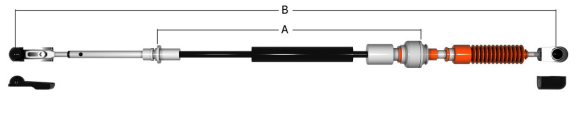
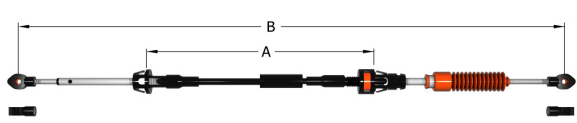
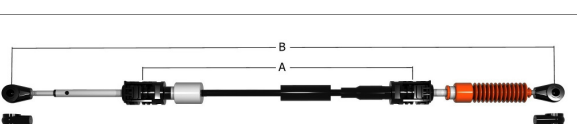
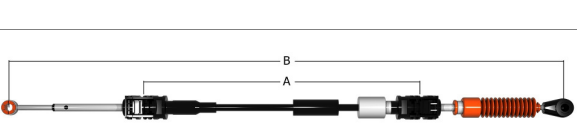
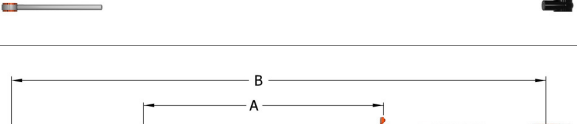

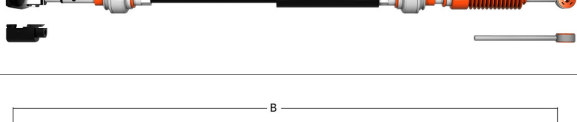

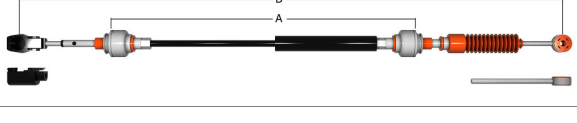
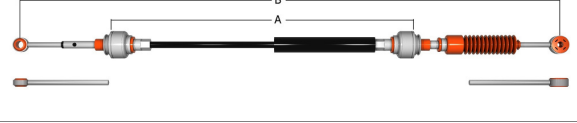
MODELO VEHICULO	MARCA	AÑO	APLICACION	CODIGO CAG	PAREJA	CÓDIGO	TRANSMISIÓN	No. PARTE ORIGINAL	OBSERVACIONES	LONGITUD A	LONGITUD B	IMAGEN
JETTA A4	VOLKSWAGEN	1999	TRANSVERSAL DE VELOCIDADES	VW-26	555	563	ESTANDAR	KU01J0711266B	NACIONAL, VR6	955 mm (37 11/16")	1288 mm (50 3/4")	
JETTA A4	VOLKSWAGEN	2006-2008	TRANSVERSAL DE VELOCIDADES	VW-20			ESTANDAR	KVO6Q0711266H		810 mm (31 7/8")	1134 mm (44 5/8")	
JETTA A4	VOLKSWAGEN	2003	TRANSVERSAL DE VELOCIDADES	VW-32	VW-13		ESTANDAR	ITS J5 02011J0711 266 E	NACIONAL	835 mm (32 7/8")	1155 mm (45 1/2")	
JETTA A4 VR6	VOLKSWAGEN	2003	SELECTOR DE VELOCIDADES	VW-15	VW-16		ESTANDAR	KUO 1J0711265L	NACIONAL, HIGH LINE VR	882 mm (34 3/4")	1268 mm (49 15/16")	
JETTA A4 VR6	VOLKSWAGEN	2003	TRANSVERSAL DE VELOCIDADES	VW-16	VW-15		ESTANDAR	KUO 1J0711266F	NACIONAL, HIGH LINE VR	821 mm (32 5/16")	1141 mm (44 15/16")	
JETTA GLI	VOLKSWAGEN	2012	SELECTOR DE VELOCIDADES	VW-28			ESTANDAR	1K0711265AL	GLI, MOTOR 2.5 LT.	882 mm (34 3/4")	1268 mm (49 15/16")	
JIMMY	OLDSMOBILE	1996	SELECTOR DE VELOCIDADES	GM-23		606	AUTOMATICA	15713353	U.S.A	2500 mm (98 7/16")	2805 mm (110 7/16")	
JIMMY	OLDSMOBILE	1995-1996	SELECTOR DE VELOCIDADES	GM-24		607	AUTOMATICA	15710762, 15721261, 22657960	U.S.A	2195 mm (86 7/16")	2575 mm (101 3/8")	
JIMMY	OLDSMOBILE	2000	SELECTOR DE VELOCIDADES	GM-45		6153	AUTOMATICA	9217TB1 15746210	PALANCA AL PISO, U.S.A.	2550mm (100 3/8")	2850mm (112 1/4")	
KING CAB	CHEVROLET	1999-2003	SELECTOR DE VELOCIDADES	GM-07		6116	AUTOMATICA	15046598	U.S.A. , MOTOR 5.3	2915 mm (114 3/4")	3310 mm (130 5/16")	

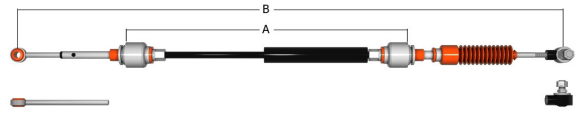
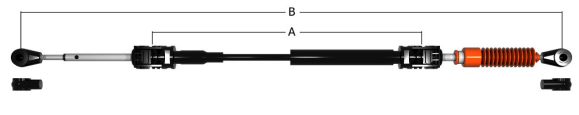


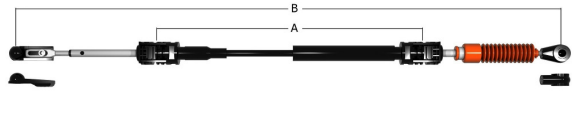
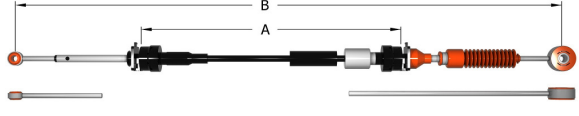
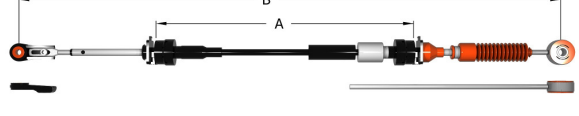
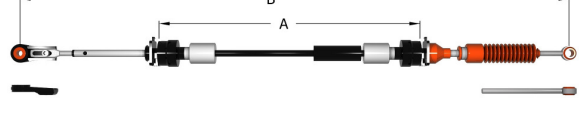
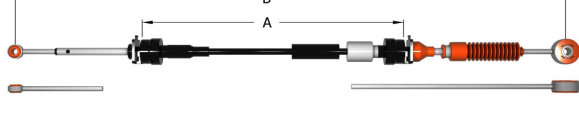
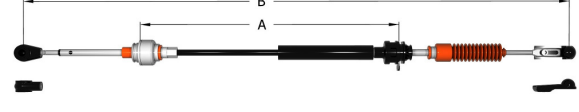
Chicotes Automotrices de Guadalajara

MODELO VEHICULO	MARCA	AÑO	APLICACION	CODIGO CAG	PAREJA	CÓDIGO	TRANSMISIÓN	No. PARTE ORIGINAL	OBSERVACIONES	LONGITUD A	LONGITUD B	IMAGEN
LANCER	MITSUBISHI	2011	SELECTOR DE VELOCIDADES	MIT-11			AUTOMATICA			990 mm(39")	1320 mm(52")	
LANCER	MITSUBISHI	2009	SELECTOR DE VELOCIDADES	MIT-12			ESTANDAR		MOTOR 2.0 LT.	920 mm(36 1/4")	1290 mm(50 3/4")	
LANCER	MITSUBISHI	2009	TRANSVERSAL DE VELOCIDADES	MIT-13			ESTANDAR		MOTOR 2.0 LT.	965 mm(38")	1370 mm(53 15/16")	
LARIAT	FORD	2010	SELECTOR DE VELOCIDADES	FO-104			AUTOMATICA		NACIONAL	870 mm (34 1/4")	1170 mm (46 1/16")	
LEON	SEAT	2007	SELECTOR DE VELOCIDADES	SE-03			ESTANDAR		NACIONAL	900 mm (35 7/16")	1280 mm (50 3/8")	
LIBERTY	JEEP	2005	SELECTOR DE VELOCIDADES	CHR-53			AUTOMÁTICA	52104320AA	6 CIL.	855 mm (33 11/16")	1150 mm (45 1/4")	
LOBO	FORD	2004	SELECTOR DE VELOCIDADES	FO-12		894	AUTOMATICA	74L3P-7E395-CE	MOTOR 5.4 U.S.A.	795 mm (31 1/4")	1125 mm (44 1/4")	
LOBO	FORD	2005	SELECTOR DE VELOCIDADES	FO-36		882	AUTOMATICA	5L3P-7E395-AA, 6L3P-7E395-AA	NACIONAL, MOTOR 5.4, 4.6 LT.	860 mm(33 7/8 ")	1222 mm(48 1/8 ")	
LOBO	FORD	2009-2001	SELECTOR DE VELOCIDADES	FO-39		893	AUTOMATICA	97E 95AE		885 mm(34 7/8 ")	1180 mm(46 7/16 ")	
LOBO 4x4	FORD	1995-1996	SELECTOR DE VELOCIDADES	FO-14		858	AUTOMATICA	F75A-7E395-AD, YL3P-7395BA, YL3Z-7395-AC	NACIONAL	1070 mm (42 1/8*)	1410 mm (55 1/2")	

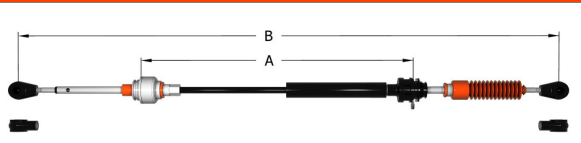
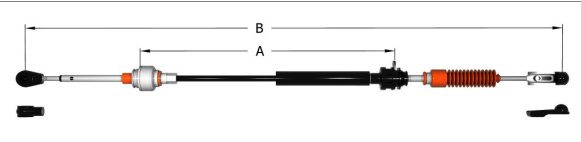
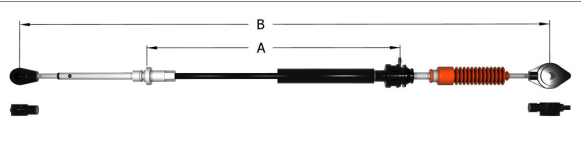
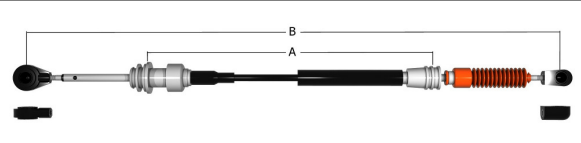
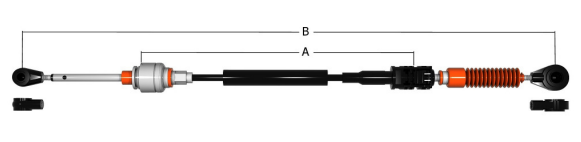
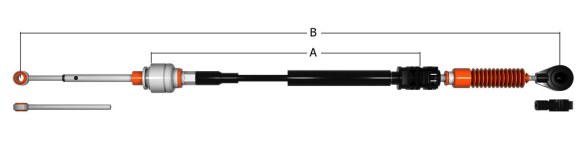
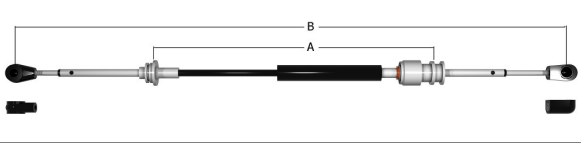
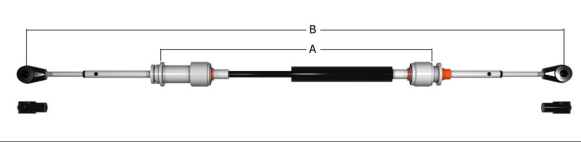
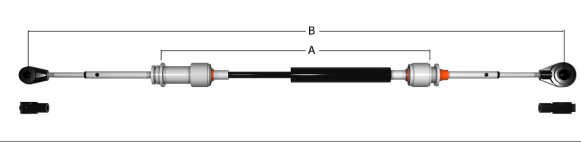
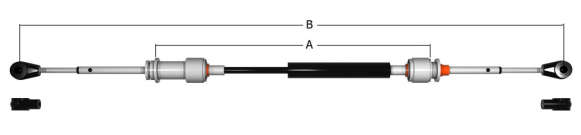
Chicotes Automotrices de Guadalajara

MODELO VEHICULO	MARCA	AÑO	APLICACION	CODIGO CAG	PAREJA	CÓDIGO	TRANSMISIÓN	No. PARTE ORIGINAL	OBSERVACIONES	LONGITUD A	LONGITUD B	IMAGEN
LOBO F-250	FORD	1997-1998	SELECTOR DE VELOCIDADES	FO-15		859	AUTOMATICA	(YL3P-7E395-BA), F85A-7E395-BA NACIONAL VL3P- 7E395-BB F75A-7E395- CA	NACIONAL	963 mm (37 7/8")	1305 mm (51 3/8")	
LOBO TRITON F 150	FORD	2004	SELECTOR DE VELOCIDADES	FO-15		859	AUTOMATICA	(YL3P-7E395-BA), F85A-7E395-BA NACIONAL VL3P- 7E395-BB F75A-7E395- CA	NACIONAL	963 mm (37 7/8")	1305 mm (51 3/8")	
LOBO VICAMP	FORD	1995-1996	SELECTOR DE VELOCIDADES	FO-14		858	AUTOMATICA	F75A-7E395-AD, YL3P- 7395BA, YL3Z-7395- AC	NACIONAL	1070 mm (42 1/8")	1410 mm (55 1/2")	
LUMINA	CHEVROLET	1998	SELECTOR DE VELOCIDADES	GM-06		6111	AUTOMATICA	125585576327	V6	1650 mm (65")	1965 mm (77 3/8")	
LUMINA	CHEVROLET	1997	SELECTOR DE VELOCIDADES	GM-13		6131	AUTOMATICA	12 558557, 12558277	U.S.A., PALANCA AL VOLANTE	1600mm (63")	1927mm (75 7/8")	
LUMINA	CHEVROLET	1990	SELECTOR DE VELOCIDADES	GM-27		616	AUTOMATICA			1355 mm (53 3/8")	1678 mm (66 1/16")	
LUMINA	CHEVROLET	1995	SELECTOR DE VELOCIDADES	GM-42		6138	AUTOMATICA	5059TA - 43501E - 12553934	U.S.A, SEDAN	1575mm (62")	1892mm (74 1/2")	
LUPO	VOLKSWAGEN	2004	SELECTOR DE VELOCIDADES	VW-02	556	557	ESTANDAR		NACIONAL	855 mm (33 11/16")	1240 mm (48 13/16")	
MAGNUM	CHRYSLER	1986	TRANSVERSAL DE VELOCIDADES	CHR-19		1078	ESTANDAR	4431268 31652 075		905 mm (35 5/8")	1205 mm (47 7/16")	
MAGNUM	CHRYSLER	1990	SELECTOR DE VELOCIDADES	CHR-26	1053	1079	ESTANDAR		NACIONAL	1010 mm (39 3/4")	1310 mm (51 9/16")	

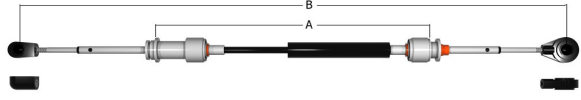
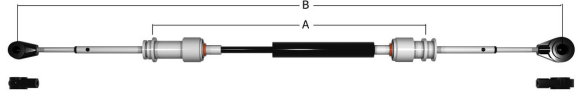

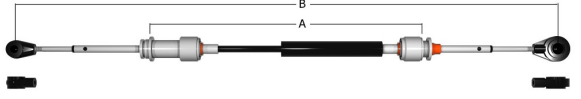
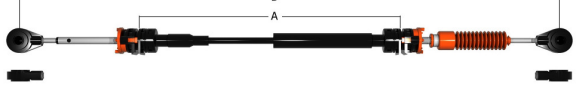
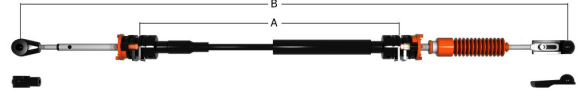
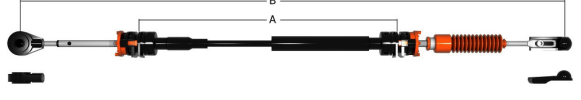

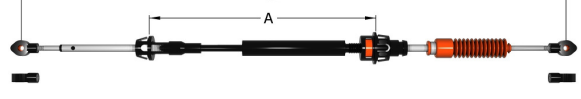
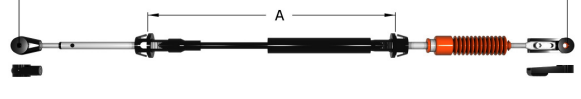
MODELO VEHICULO	MARCA	AÑO	APLICACION	CODIGO CAG	PAREJA	CÓDIGO	TRANSMISIÓN	No. PARTE ORIGINAL	OBSERVACIONES	LONGITUD A	LONGITUD B	IMAGEN
MAGNUM K TURBO	CHRYSLER		SELECTOR DE VELOCIDADES	CHR-23	1079	1053	ESTANDAR		NACIONAL	965 mm (38")	1269 mm (49 15/16")	
MALIBU	CHEVROLET	1998-2003	SELECTOR DE VELOCIDADES	GM-46		602	AUTOMÁTICA	22615277, 22603005	NACIONAL, PAL. A PISO, MOTOR 3.1	2415 mm (95 1/16")	2708 mm (106 5/8")	
MARCH	NISSAN	2012-2016	SELECTOR DE VELOCIDADES	NIS-12		705	ESTANDAR	9615181DURA	NACIONAL	710 mm(27 15/16 ")	1040 mm(40 15/16 ")	
MARCH	NISSAN	2012-2016	TRANSVERSAL DE VELOCIDADES	NIS-13		706	ESTANDAR	9615181DURA	NACIONAL	720 mm(28 5/16 ")	985 mm(38 3/4 ")	
MARK	LINCOLN	2007	SELECTOR DE VELOCIDADES	FO-48			AUTOMATICA	V5L3P-7E395BC 03307	NACIONAL	785 mm(30 7/8")	1110 mm(43 11/16")	
MATIZ	CHEVROLET	2004-2007	SELECTOR DE VELOCIDADES	GM-130		630	ESTANDAR	5F08		728 mm (28 11/16")	1030 mm (40 9/16")	
MATIZ	CHEVROLET	2004-2007	TRANSVERSAL DE VELOCIDADES	GM-131		631	ESTANDAR	5F08		708 mm (27 7/8")	970 mm (38 3/16")	
MATIZ	CHEVROLET	2008-2014	SELECTOR DE VELOCIDADES	GM-132	6151	6148	ESTANDAR		NACIONAL	755 mm (29 3/4")	1060 mm (41 3/4")	
MATIZ	CHEVROLET	2008-2014	TRANSVERSAL DE VELOCIDADES	GM-133	6148	6151	ESTANDAR		NACIONAL	737 mm (29")	995 mm (39 3/16")	
MATIZ	CHEVROLET	2004	TRANSVERSAL DE VELOCIDADES	GM-178	GM-130		ESTANDAR			708 mm (27 7/8")	970 mm (38 3/16")	

MODELO VEHICULO	MARCA	AÑO	APLICACION	CODIGO CAG	PAREJA	CÓDIGO	TRANSMISIÓN	No. PARTE ORIGINAL	OBSERVACIONES	LONGITUD A	LONGITUD B	IMAGEN
MAXIMA	NISSAN	1991	SELECTOR DE VELOCIDADES	NIS-30			AUTOMATICA			1310 mm (51 9/16")	1665 mm (65 9/16")	
MAZDA	MAZDA	2008	SELECTOR DE VELOCIDADES	MAZ-01			ESTANDAR		NACIONAL	1105 mm(43 1/2")	1497 mm(58 15/16")	
MAZDA	MAZDA	2008	TRANSVERSAL DE VELOCIDADES	MAZ-02			ESTANDAR		NACIONAL	1135 mm(44 11/16")	1465 mm(57 11/16")	
MAZDA 3	MAZDA	2010	SELECTOR DE VELOCIDADES	MAZ-03			ESTANDAR		NACIONAL	960 mm(37 13/16")	1300 mm(51 3/16")	
MAZDA 3	MAZDA	2010	TRANSVERSAL DE VELOCIDADES	MAZ-04			ESTANDAR		NACIONAL	955 mm(37 5/8")	1285 mm(50 5/8")	
MAZDA 3	MAZDA	2007	SELECTOR DE VELOCIDADES	MAZ-06	MAZ-07		ESTANDAR		NACIONAL	960 mm (37 13/16")	1245 mm (49")	
MAZDA 3	MAZDA	2007	TRANSVERSAL DE VELOCIDADES	MAZ-07	MAZ-06		ESTANDAR		NACIONAL	990 mm (39")	1290 mm (50 13/16")	
MAZDA 3	MAZDA	2011	SELECTOR DE VELOCIDADES	MAZ-08			AUTOMATICA			1495 mm (58 7/8")	1820 mm (71 5/8")	
MAZDA 6	MAZDA	2004	SELECTOR DE VELOCIDADES	MAZ-09			ESTANDAR			935 mm (36 13/16")	1270 mm (50")	
MEGANE	RENAULT	2008	SELECTOR DE VELOCIDADES	REN-01		700	AUTOMÁTICA		NACIONAL, MAQ. 2.4 LT., PAL. AL PISO	830 mm (32 5/8")	1175 mm (46 1/4")	

Chicotes Automotrices de Guadalajara

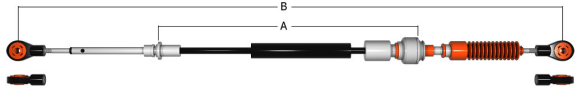
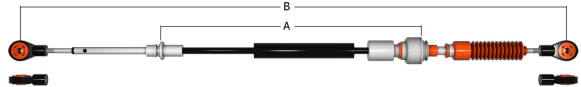
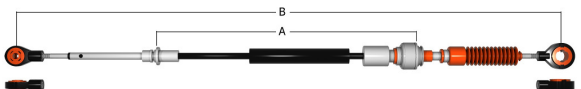
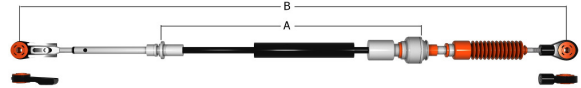
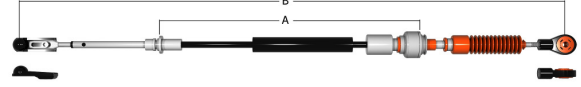
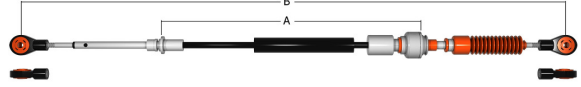
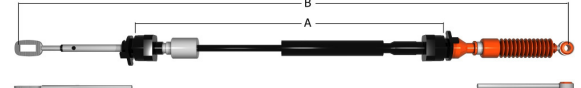
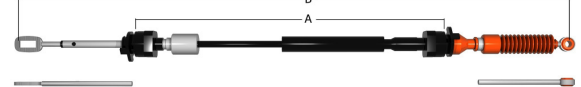
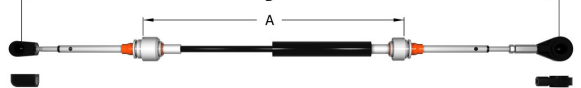
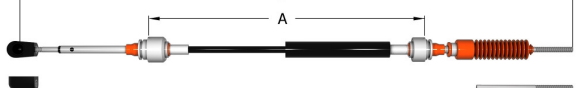
MODELO VEHICULO	MARCA	AÑO	APLICACION	CODIGO CAG	PAREJA	CÓDIGO	TRANSMISIÓN	No. PARTE ORIGINAL	OBSERVACIONES	LONGITUD A	LONGITUD B	IMAGEN
MEGANE	RENAULT	2005	SELECTOR DE VELOCIDADES	REN-02	798-799	797	ESTANDAR		NACIONAL	850 mm (33 1/2")	1165 mm (45 7/8")	
MEGANE	RENAULT	2005	TRANSVERSAL DE VELOCIDADES	REN-03	797	798	ESTANDAR		NACIONAL	745 mm (29 5/16")	1051 mm (41 3/8")	
MEGANE	RENAULT	2007	TRANSVERSAL DE VELOCIDADES	REN-04	797	799	ESTANDAR		NACIONAL	1093 mm (43 1/32")	1350 mm (53 1/8")	
MG TF	CHEVROLET	2003-2004	SELECTOR DE VELOCIDADES	MG-01		6127	AUTOMÁTICA	1701	U.S.A., 2 PUERTAS T.F.	1375mm (54 1/8")	1610mm (63 3/8")	
MICRA	NISSAN	2005	SELECTOR DE VELOCIDADES	NIS-14			ESTANDAR		NACIONAL	680 mm(26 3/4 ")	1005 mm(39 9/16 ")	
MICRA	NISSAN	2005	TRANSVERSAL DE VELOCIDADES	NIS-15			ESTANDAR		NACIONAL	660 mm(26")	945 mm(37 3/16 ")	
MINI COOPER	MINI COOPER	2002-2004	SELECTOR DE VELOCIDADES	MICO-01		5001	ESTANDAR	PA 55 35FV	NACIONAL	760 mm(29 15/16")	1055 mm(41 1/2")	
MINI COOPER	MINI COOPER	2002-2004	TRANSVERSAL DE VELOCIDADES	MICO-02		5002	ESTANDAR	PA 66 35FV, PA5535FV	NACIONAL	765 mm(30 1/8")	990 mm(39)	
MINI COOPER	MINI COOPER	2006	TRANSVERSAL DE VELOCIDADES	MICO-04		5004	ESTANDAR	8024320900	NACIONAL	765 mm(30 1/8")	957 mm(37 11/16)	
MINI COOPER	MINI COOPER	2001-2004	TRANSVERSAL DE VELOCIDADES	MICO-05		5005	ESTANDAR		NACIONAL	710 mm (28")	963 mm (37 15/16")	

Chicotes Automotrices de Guadalajara

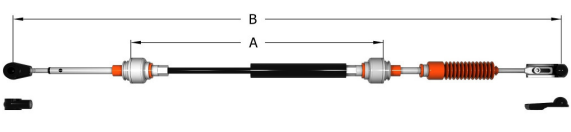
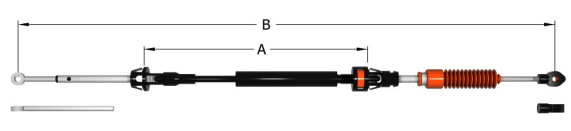
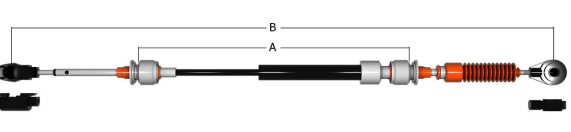
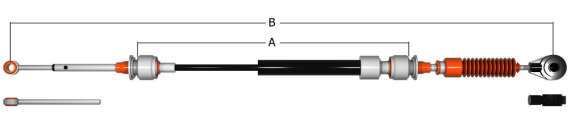
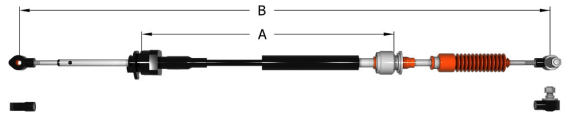
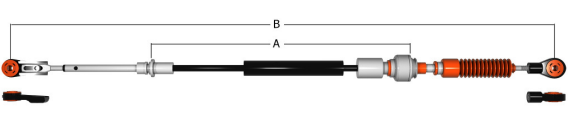
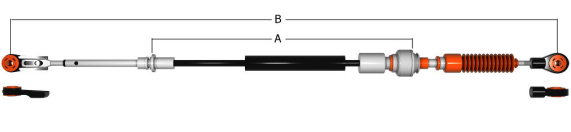
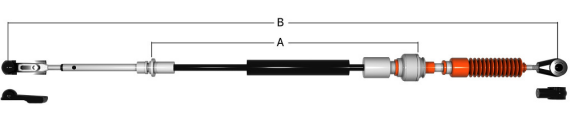
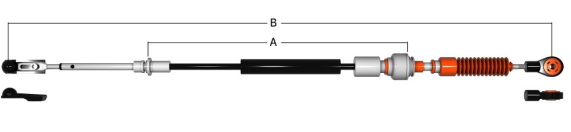
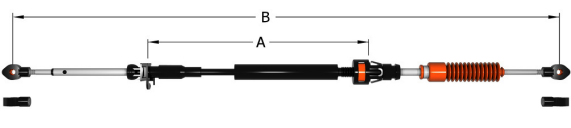
MODELO VEHICULO	MARCA	AÑO	APLICACION	CODIGO CAG	PAREJA	CÓDIGO	TRANSMISIÓN	No. PARTE ORIGINAL	OBSERVACIONES	LONGITUD A	LONGITUD B	IMAGEN
MINI COOPER	MINI COOPER	2001-2004	TRANSVERSAL DE VELOCIDADES	MICO-06		5006	ESTANDAR		NACIONAL	725 mm(28 9/16")	1057 mm(41 5/8")	
MINI COOPER PEPPER	MINI COOPER	2002	SELECTOR DE VELOCIDADES	MICO-03		5003	ESTANDAR	8024323800	NACIONAL	780 mm(30 3/4")	1070 mm(42 1/8")	
MINI SALT MAN	MINI COOPER	2002	SELECTOR DE VELOCIDADES	MICO-03		5003	ESTANDAR	8024323800	NACIONAL, MOT 1.6 LT.	780 mm(30 3/4")	1070 mm(42 1/8")	
MINI SALT MAN	MINI COOPER	2006	TRANSVERSAL DE VELOCIDADES	MICO-04		5004	ESTANDAR	8024320900	NACIONAL, MOT 1.6 LT.	765 mm(30 1/8")	957 mm(37 11/16")	
MONDEO	FORD	2004	SELECTOR DE VELOCIDADES	FO-65		810	ESTÁNDAR		NACIONAL	923 mm (36 5/16")	1257 mm (49 1/2")	
MONDEO	FORD	2003	TRANSVERSAL DE VELOCIDADES	FO-75		813	ESTANDAR		NACIONAL	915 mm (36")	1162 mm (45 3/4")	
MONDEO	FORD	2003	SELECTOR DE VELOCIDADES	FO-74		812	ESTANDAR		NACIONAL	925 mm (36 7/16")	1248 mm (49 1/8")	
MONTANA	PONTIAC	2000	SELECTOR DE VELOCIDADES	GM-28		617	AUTOMÁTICA	12558518-227-A6-12559886		1165 mm (45 7/8")	1555 mm (61 1/4")	
MONTANA	PONTIAC	1998	SELECTOR DE VELOCIDADES	GM-41		6137	AUTOMATICA	12565602 - 12563375-281-19, 12562038, 10340403	NACIONAL, MAQUINA 3.2	1175mm (46 1/4")	1560mm (61 1/2")	
MONTECARLO	CHEVROLET	1998	SELECTOR DE VELOCIDADES	GM-06		6111	AUTOMATICA	125585576327		1650 mm (65")	1965 mm (77 3/8")	

Chicotes Automotrices de Guadalajara

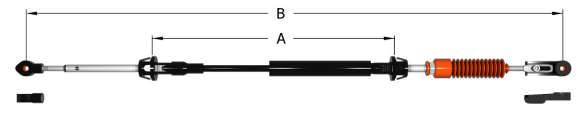
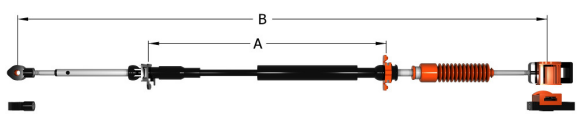
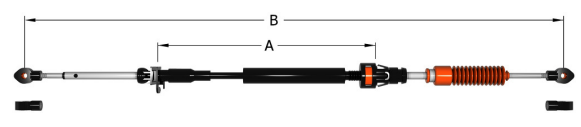
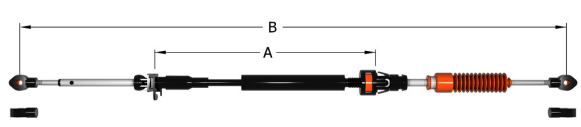
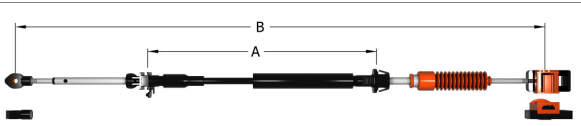
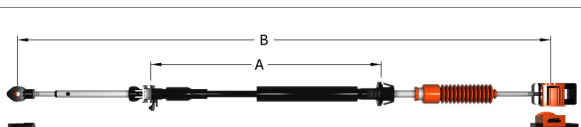
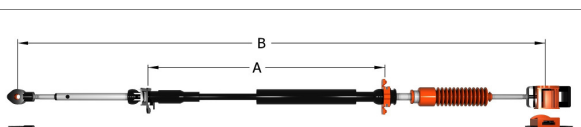
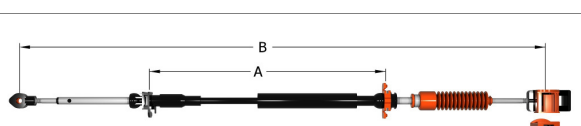
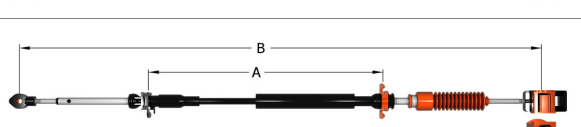
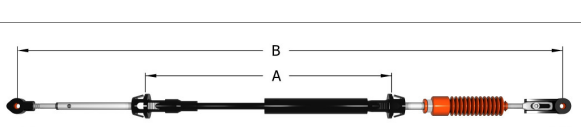
MODELO VEHICULO	MARCA	AÑO	APLICACION	CODIGO CAG	PAREJA	CÓDIGO	TRANSMISIÓN	No. PARTE ORIGINAL	OBSERVACIONES	LONGITUD A	LONGITUD B	IMAGEN
MONTECARLO	CHEVROLET	1997	SELECTOR DE VELOCIDADES	GM-39		6120	AUTOMÁTICA	12554970	U.S.A., V8	1747mm (68 3/4")	2435mm (95 7/8")	
MONTECARLO AMERICANO	CHEVROLET	1997	SELECTOR DE VELOCIDADES	GM-57			AUTOMATICA	125582776226, 125585566218	U.S.A	2410mm(98 7/8")	2750mm(108 1/4")	
MUSTANG	FORD	1999	SELECTOR DE VELOCIDADES	FO-32		875	AUTOMATICA	XR33-7E395-AB	U.S.A.	1055 mm (41 9/16")	1385 mm (54 9/16")	
MUSTANG	FORD	2007	SELECTOR DE VELOCIDADES	FO-51			AUTOMATICA	BR3P-7E395 - BE	NACIONAL	585 mm (23 1/32")	910 mm (35 13/16")	
NAVIGATOR	LINCOLN	1995-1996	SELECTOR DE VELOCIDADES	FO-14		858	AUTOMATICA	F75A-7E395-AD, YL3P-7395BA, YL3Z-7395-AC	NACIONAL	1070 mm (42 1/8")	1410 mm (55 1/2")	
NAVIGATOR	LINCOLN	1998	SELECTOR DE VELOCIDADES	FO-27		864	AUTOMATICA	PIF2VC-7E395-6A NAVIGATOR : PIF2VC 7E395BA	NACIONAL	2380 mm(93 11/16")	2705 mm(106 1/2")	
NEON	CHRYSLER	1995	TRANSVERSAL DE VELOCIDADES	CHR-31	1082	1055	ESTANDAR	4446854	U.S.A., 5 VELOCIDADES	935 mm (36 13/16")	1150 mm (45 1/4")	
NEON	CHRYSLER	1995-2000	CABLE TRANSVERSAL	CHR-34	1069	1070	ESTANDAR	4641135	NACIONAL	875 mm (34 7/16")	1217 mm (47 15/16")	
NEON	CHRYSLER	1998	SELECTOR DE VELOCIDADES	CHR-36		1062	ESTANDAR	4504342R 10502 259A3	NACIONAL	960 mm (37 13/16")	1320 mm (51 15/16")	
NEON	CHRYSLER	1995-2000	SELECTOR DE VELOCIDADES	CHR-37	1070	1069	ESTANDAR	4641135	NACIONAL	875 mm (34 7/16")	1223 mm (48 1/8")	

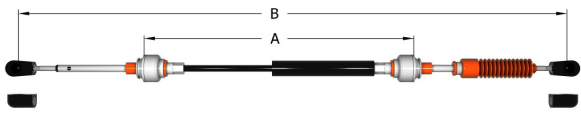
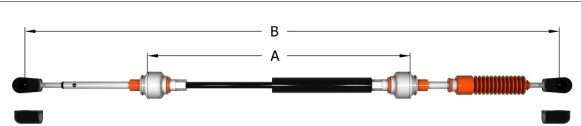
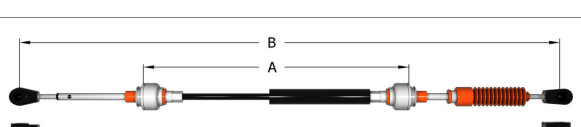
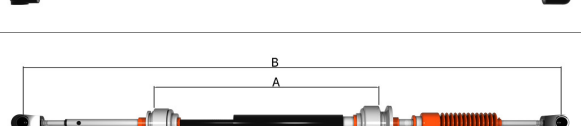
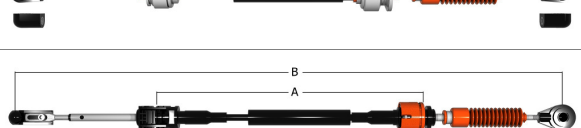
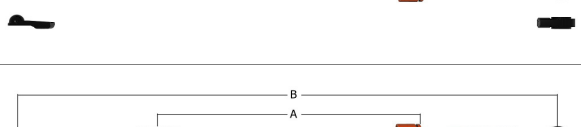

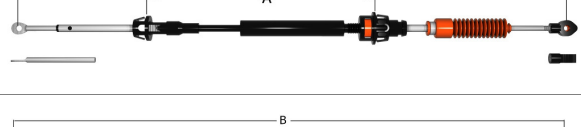
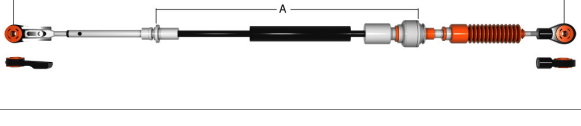
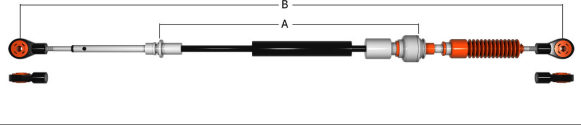
MODELO VEHICULO	MARCA	AÑO	APLICACION	CODIGO CAG	PAREJA	CÓDIGO	TRANSMISIÓN	No. PARTE ORIGINAL	OBSERVACIONES	LONGITUD A	LONGITUD B	IMAGEN
NEON	CHRYSLER	1995	SELECTOR DE VELOCIDADES	CHR-39	1055	1074	ESTANDAR	4504341	U.S.A.	948 mm (37 5/16")	1310 mm (51 9/16")	
NEON	CHRYSLER	1996-2003	SELECTOR DE VELOCIDADES	CHR-40	1098	1092	ESTANDAR	4668268-31652-DOU		900 mm (35 7/16")	1248 mm (49 1/8")	
NEON	CHRYSLER	2000	SELECTOR DE VELOCIDADES	CHR-42	1098	1080	ESTANDAR	4668268	U.S.A., 4 CIL.	900 mm (35 7/16")	1247 mm (49")	
NEON	CHRYSLER	1996-2003	TRANSVERSAL DE VELOCIDADES	CHR-46	1092	1098	ESTANDAR	4668268 - 31652DOU		903 mm (35 9/16")	1229 mm (48 3/8")	
NEON RT TURBO	CHRYSLER	2000-2003	TRANSVERSAL DE VELOCIDADES	CHR-30		1096	ESTANDAR		NACIONAL	853 mm (33 9/16")	1201 mm (47 5/16")	
NEON RT TURBO	CHRYSLER	2000-2003	SELECTOR DE VELOCIDADES	CHR-41		1095	ESTANDAR		NACIONAL	843 mm (33 3/16")	1213 mm (47 3/4")	
ODYSSEY	HONDA		SELECTOR DE VELOCIDADES	HON-05			AUTOMATICA			905 mm (35 5/8")	1215 mm (47 13/16")	
ODYSSEY	HONDA	1999-2006	SELECTOR DE VELOCIDADES	HON-06			AUTOMATICA		AMERICANA, MOTOR V6 3.5 LT	1195 mm (47 1/16")	1505 mm (59 1/4")	
PALIO	FIAT	2004	SELECTOR DE VELOCIDADES	FIA-01			AUTOMATICA	46800209		827 mm (32 9/16")	1065 mm (41 15/16")	
PANDA CROSS	FIAT	2009	SELECTOR DE VELOCIDADES	FIA-03			ESTANDAR	55222344 C412 001	MOTOR 1.2 LT	865 mm (34 1/16")		

Chicotes Automotrices de Guadalajara

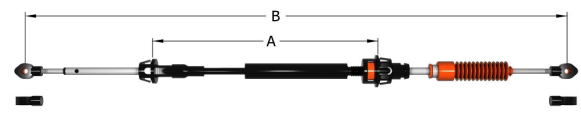
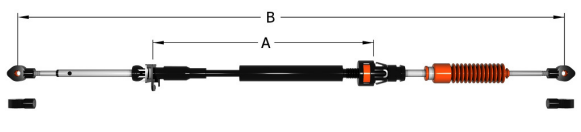
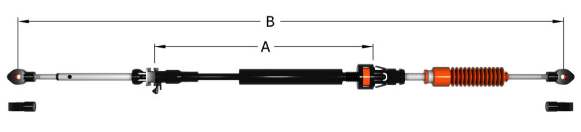
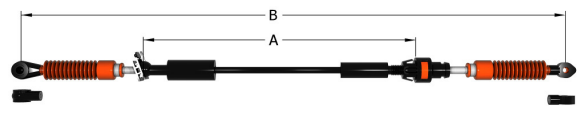
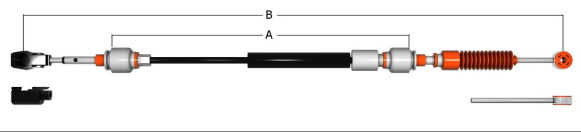
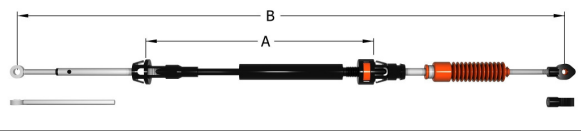
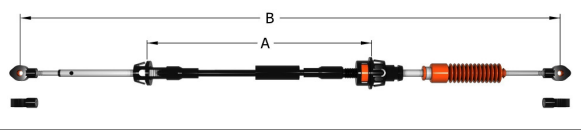
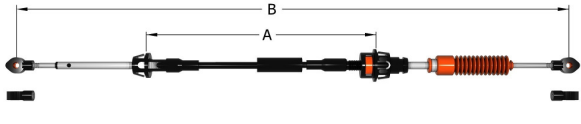
MODELO VEHICULO	MARCA	AÑO	APLICACION	CODIGO CAG	PAJEJA	CÓDIGO	TRANSMISIÓN	No. PARTE ORIGINAL	OBSERVACIONES	LONGITUD A	LONGITUD B	IMAGEN
PASATT	VOLKSWAGEN	2000-2005	SELECTOR DE VELOCIDADES	VW-18		554	AUTOMATICA	171713565D	NACIONAL, U.S.A.	865 mm, (34 1/16")	1185 mm, (46 5/8")	
PASSPORT	HONDA	1998	SELECTOR DE VELOCIDADES	HON-01		101	AUTOMÁTICA	294T8B	U.S.A., PALANCA AL PISO	823 mm (32 3/8")	1101 mm (43 3/8")	
PATRIOT	JEEP	2005	SELECTOR DE VELOCIDADES	CHR-54	1019	1018	ESTANDAR	05062120 AB 4178 4D 6349-1,	NACIONAL	895 mm (35 1/4")	1249 mm (49 3/16")	
PATRIOT	JEEP	2005	TRANSVERSAL DE VELOCIDADES	CHR-55	1018	1019	ESTANDAR	05062120 AB 4178 4D 4449- 2,050621200AC 41784D 8339 1	NACIONAL	920 mm (36 1/4")	1205 mm (47 7/16")	
PATRIOT	JEEP	2008	SELECTOR DE VELOCIDADES	CHR-65			AUTOMATICA	68024433 AA	NACIONAL	800 mm (31 1/2")	1170 mm (46 1/16")	
PHANTOM	CHRYSLER		SELECTOR DE VELOCIDADES	CHR-32	1059	1058	ESTANDAR			964 mm (37 15/16")	1294 mm (50 15/16")	
PHANTOM	CHRYSLER		CABLE TRANSVERSAL	CHR-33	1058	1059	ESTANDAR	4446854		930 mm (36 5/8")	1150 mm (45 1/4")	
PHANTOM TURBO	CHRYSLER	1987	TRANSVERSAL DE VELOCIDADES	CHR-20		1083	ESTANDAR	4348495 10502 166 7A	TURBO MOTOR 2.8	997 mm (39 1/4")	1207 mm (47 1/2")	
PHANTOM TURBO	CHRYSLER	1987	SELECTOR DE VELOCIDADES	CHR-28		1084	ESTANDAR	4377318 10502 159 7A	NACIONAL, MOTOR 2.8 LT.	1013 mm (39 7/8")	1345 mm (53")	
PICK UP	FORD	1993-1996	SELECTOR DE VELOCIDADES	FO-05		857	AUTOMATICA	F3TA-7E395-EA -- F2TA-7E395-LD-- F75A-7E395-AD	U.S.A. NACIONAL, F 250.	1140 mm (44 3/4")	1495 mm (58 3/4")	

Chicotes Automotrices de Guadalajara

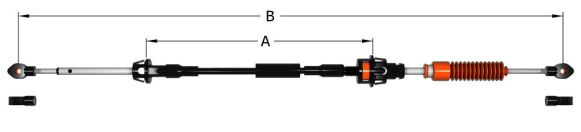
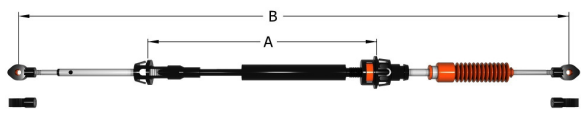
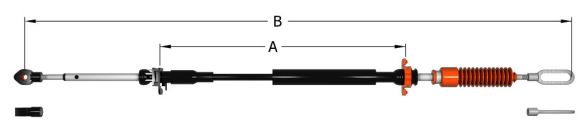
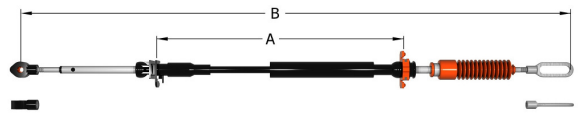
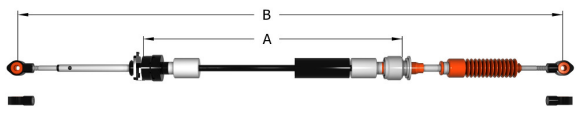
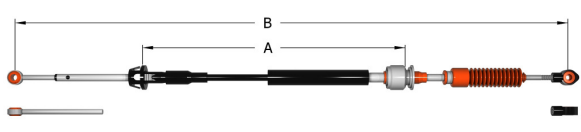
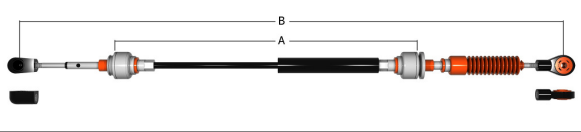
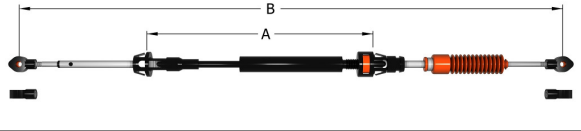
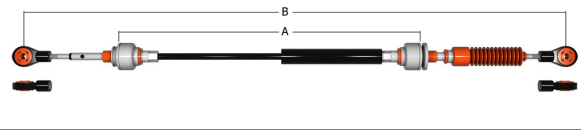
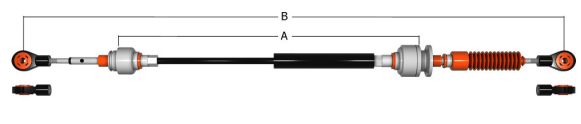
MODELO VEHICULO	MARCA	AÑO	APLICACION	CODIGO CAG	PAREJA	CÓDIGO	TRANSMISIÓN	No. PARTE ORIGINAL	OBSERVACIONES	LONGITUD A	LONGITUD B	IMAGEN
PICK UP	CHEVROLET	2001	SELECTOR DE VELOCIDADES	GM-04		6102	AUTOMÁTICA	4WD-15118282 15046598 150047614 15039583 15118282 15095767 2248R1 15118286	NACIONAL	3125 mm (123")	3525 mm (138 3/8")	
PICK UP 350 DIESEL	FORD	1996-1998	SELECTOR DE VELOCIDADES	FO-23		809	AUTOMATICA	5C3P-7E395BE	U.S.A.	1105 mm(43 1/2")	1462 mm(57 9/16")	
PICK UP F-150	FORD	1995-1996	SELECTOR DE VELOCIDADES	FO-02		853	AUTOMÁTICA	F2TA-7E395-JD	U.S.A., F150 6 CIL. Y F250 8 CIL.	1030 mm (40 1/2")	1385 mm (54 1/2")	
PICK UP F-150	FORD		SELECTOR DE VELOCIDADES	FO-07		880	AUTOMATICA	F3TD-7E395-AA	NACIONAL	2490 mm (98")	2845 mm (112")	
PICK UP F-150	FORD	1996-1998	SELECTOR DE VELOCIDADES	FO-15		859	AUTOMATICA	(YL3P-7E395-BA), F85A-7E395-BA NACIONAL VL3P- 7E395-BB F75A-7E395- CA	U.S.A.	963 mm (37 7/8")	1305 mm (51 3/8")	
PICK UP F-150	FORD	1995-1998	SELECTOR DE VELOCIDADES	FO-19		883	AUTOMATICA	F7UA-7E395-DB	NACIONAL, U.S.A.	1447 mm (57")	1790 mm (70 1/2")	
PICK UP F-150	FORD	2010	SELECTOR DE VELOCIDADES	FO-71			AUTOMATICA	AL3P-7E395-AC	NACIONAL, MOTOR 5.4 LT., 8 CIL.	875 mm (34 7/16")	1170 mm (46 1/16")	
PICK UP F-250	FORD		SELECTOR DE VELOCIDADES	FO-54			AUTOMATICA	9L3P-7E395-DD	NACIONAL	"	1200 mm (47 1/4 ")	
PICK UP F-250 SUPER DUTY	FORD	2008	SELECTOR DE VELOCIDADES	FO-81			AUTOMATICA	7C3P-7E395-AF	NACIONAL	1040 mm (40 15/16")	1315 mm (51 3/4")	
PICK-UP	CHEVROLET	1995-1998	SELECTOR DE VELOCIDADES	GM-01		699	AUTOMÁTICA	2737TK, 0107TK, 15037353		2370 mm (93 5/16")	2800 mm (110 1/4")	

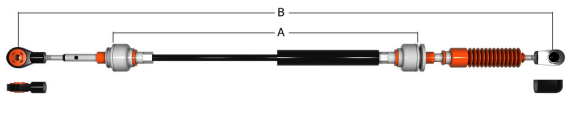
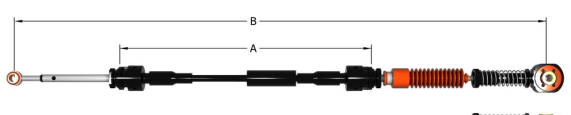
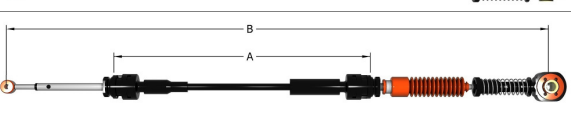
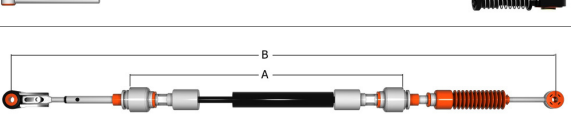
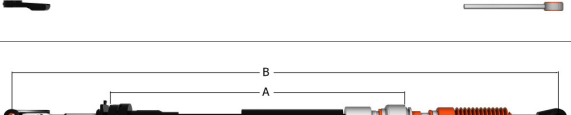
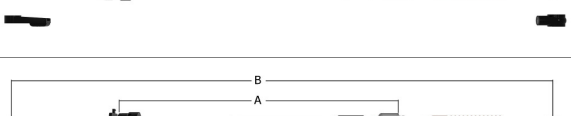
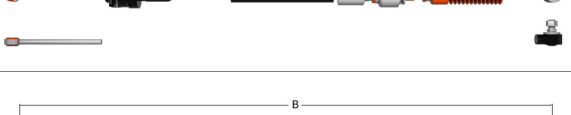

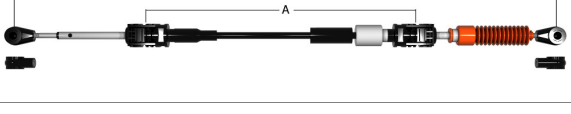
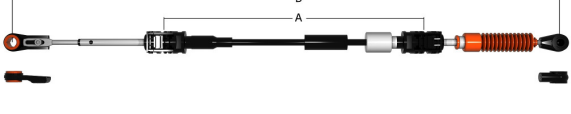
MODELO VEHICULO	MARCA	AÑO	APLICACION	CODIGO CAG	PAREJA	CÓDIGO	TRANSMISIÓN	No. PARTE ORIGINAL	OBSERVACIONES	LONGITUD A	LONGITUD B	IMAGEN
PONTIAC	PONTIAC	1984	SELECTOR DE VELOCIDADES	GM-107		683	ESTANDAR	14072299	U.S.A.	905 mm (35 5/8")	1230 mm (48 7/16")	
PONTIAC	PONTIAC	1986	SELECTOR DE VELOCIDADES	GM-108		666	ESTANDAR		U.S.A. CUENCAS GRANDES, 4 CILINDROS	975 mm (38 3/8")	1308 mm (51 1/2")	
PONTIAC	PONTIAC		SELECTOR DE VELOCIDADES	GM-109		657	ESTANDAR	14051052	U.S.A. CUENCAS CHICA Y GRANDE	947 mm (37 5/16")		
PONTIAC	PONTIAC	1986	SELECTOR DE VELOCIDADES	GM-68		666	ESTANDAR		U.S.A. CUENCAS GRANDES	975 mm (38 3/8")	1308 mm (51 1/2")	
PONTIAC G6	PONTIAC	2007	SELECTOR DE VELOCIDADES	GM-170	GM-171		ESTANDAR		NACIONAL, V6	980 mm (38 9/16")	1360 mm (53 9/16")	
PONTIAC G6	PONTIAC	2007	TRANSVERSAL DE VELOCIDADES	GM-171	GM-170		ESTANDAR		NACIONAL, V6	945 mm (37 1/4")	1350 mm (53 1/8")	
PONTIAC GM	PONTIAC	1998	SELECTOR DE VELOCIDADES	GM-34		6105	AUTOMATICA		U.S.A.	1705 mm (67 1/8")	1975 mm (77 3/4")	
PT CRUISER	CHRYSLER	1995-2000	CABLE TRANSVERSAL	CHR-35	1072	1073	ESTANDAR	4593381	NACIONAL	913 mm (36 1/2")	1243 mm (48 15/16")	
PT CRUISER	CHRYSLER	1995-2000	SELECTOR DE VELOCIDADES	CHR-38	1073	1072	ESTANDAR	4593381	NACIONAL	889 mm (35")	1234 mm (48 9/16")	
RAM	DODGE	2010	SELECTOR DE VELOCIDADES	CHR-50			AUTOMATICA		NACIONAL	1480 mm(58 1/4 ")	1845 mm(72 5/8 ")	

Chicotes Automotrices de Guadalajara

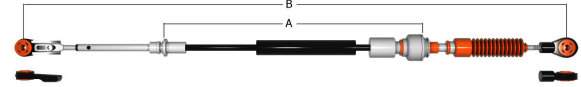
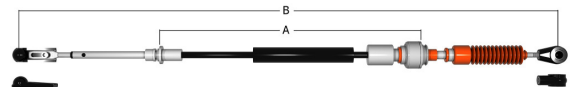
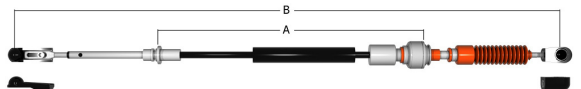
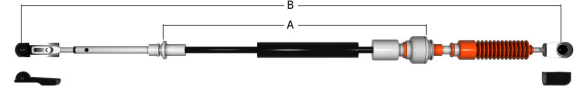
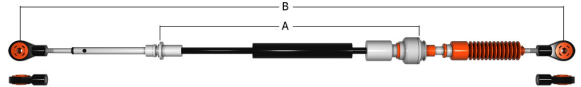
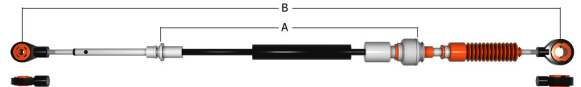
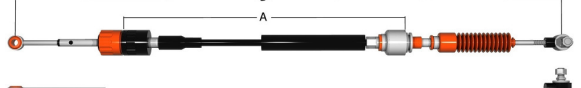
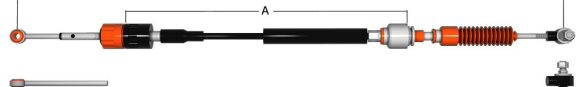
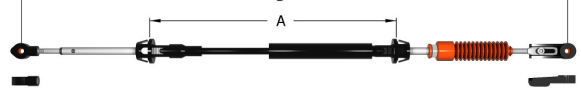
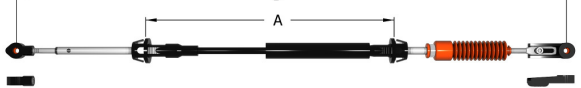
MODELO VEHICULO	MARCA	AÑO	APLICACION	CODIGO CAG	PAREJA	CÓDIGO	TRANSMISIÓN	No. PARTE ORIGINAL	OBSERVACIONES	LONGITUD A	LONGITUD B	IMAGEN
RAM PICK UP	DODGE	1998	SELECTOR DE VELOCIDADES	CHR-07		1007	AUTOMATICA	210T4H		1730 mm (68 1/8")	1995 mm (78 1/2")	
RAM VAN	DODGE	1998	SELECTOR DE VELOCIDADES	CHR-07		1007	AUTOMATICA	210T4H		1730 mm (68 1/8")	1995 mm (78 1/2")	
RANGER	FORD	1993-1996	SELECTOR DE VELOCIDADES	FO-05		857	AUTOMATICA	F3TA-7E395-EA --- F2TA-7E395-LD--- F75A-7E395-AD	U.S.A. NACIONAL	1140 mm (44 3/4")	1495 mm (58 3/4")	
RANGER	FORD	1997-2000	SELECTOR DE VELOCIDADES	FO-11		874	AUTOMATICA	F77A-7E395-LC/ F57A- 7F395-AF / F77-7395- LD/ F77A7E395LE/PMF67 A-7E395-HA	U.S.A.	920 mm (36 1/4")	1292 mm (50 7/8")	
RANGER	FORD	1993	SELECTOR DE VELOCIDADES	FO-46		860	AUTOMATICA	F37A-7E395-06	U.S.A.	945 mm (37 3/16")	1287 mm (50 5/8")	
RANGER Y EXPLORER	FORD	1989-1991	SELECTOR DE VELOCIDADES	FO-47		861	AUTOMATICA	333T8F	U.S.A.	1005 mm (39 1/2")	1342 mm (52 13/16")	
RAV4	TOYOTA	1999	SELECTOR DE VELOCIDADES	TOY-05		909	ESTANDAR			860 mm (33 7/8")	1210 mm (47 5/8")	
RODEO 4 X 4	ISUZU	1999	SELECTOR DE VELOCIDADES	ISU-01		101	AUTOMÁTICA	294T8B	U.S.A., PALANCA AL PISO	823 mm (32 3/8")	1103 mm (43 7/16")	
S-10	CHEVROLET	1995	SELECTOR DE VELOCIDADES	GM-21		604	AUTOMATICA	15996435, 15721262	U.S.A	1760 mm (69 1/4")	2140 mm (84 1/4")	
S-10	CHEVROLET	1995	SELECTOR DE VELOCIDADES	GM-22		605	AUTOMATICA	15996434	U.S.A, MOTOR 4.3	2155 mm (84 13/16")	2535 mm (99 13/16")	

Chicotes Automotrices de Guadalajara

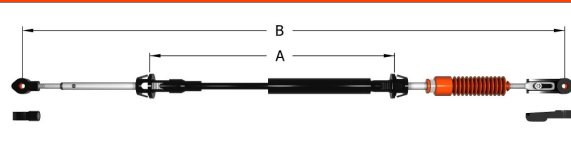
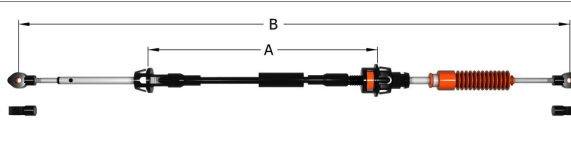
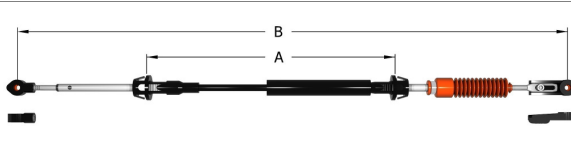
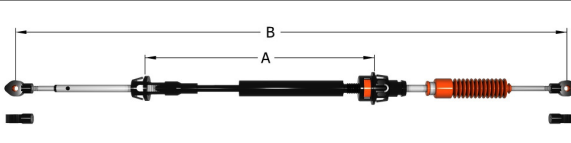
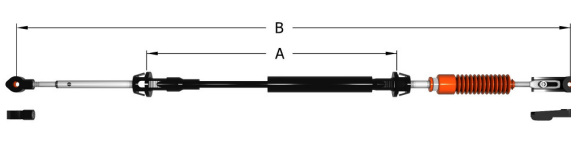
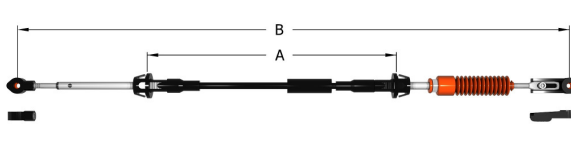
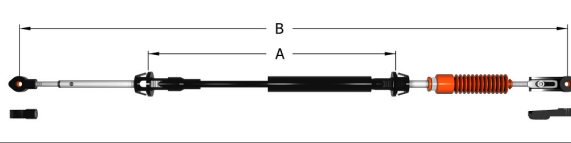
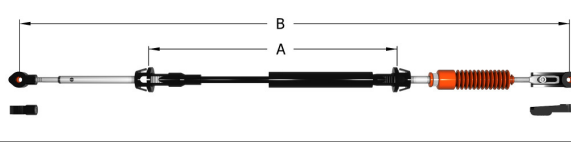
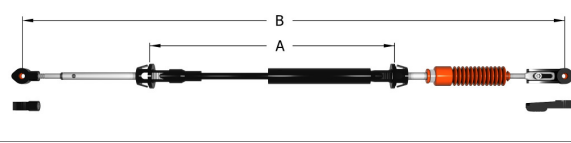
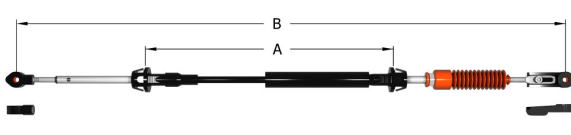
MODELO VEHICULO	MARCA	AÑO	APLICACION	CODIGO CAG	PAREJA	CÓDIGO	TRANSMISIÓN	No. PARTE ORIGINAL	OBSERVACIONES	LONGITUD A	LONGITUD B	IMAGEN
S-10	CHEVROLET	1989-1997	SELECTOR DE VELOCIDADES	GM-23		606	AUTOMATICA	15713353	U.S.A	2500 mm (98 7/16")	2805 mm (110 7/16")	
S-10 SONOMA	GMC	1993-1998	SELECTOR DE VELOCIDADES	GM-37		6114	AUTOMATICA	15006391, 15036343	U.S.A.	1683 mm (66 1/4")	2035 mm (80 1/8")	
SABLE	MERCURY	2001	SELECTOR DE VELOCIDADES	FO-22		808	AUTOMATICA	F6VC-7E395DC		1060 mm (41 3/4")	1395 mm (54 15/16")	
SABLE	MERCURY	1996	SELECTOR DE VELOCIDADES	FO-29		867	AUTOMATICA	F6DC-7E395-AF	U.S.A.	677 mm (26 11/16")	1030 mm (40 9/16")	
SAHARA	JEEP	2007	SELECTOR DE VELOCIDADES	CHR-60			AUTOMATICA	52060462 AF	NACIONAL, PALACA AL PISO, 4x4, MOTOR 3.8 Lt.	750 mm(29 1/2")	1045 mm(41 1/8")	
SAHARA	JEEP	2005	SELECTOR DE VELOCIDADES	CHR-61			AUTOMATICA	52109624 AC	NACIONAL, PALACA AL PISO, 4x4, MOTOR 3.8 Lt.	945 mm(37 3/16")	1245 mm(49")	
SATURN	SATURN	1995	SELECTOR DE VELOCIDADES	GM-111		693	ESTANDAR	21120173-256-A3	U.S.A.	952 mm (37 1/2")	1270 mm (50")	
SATURN	SATURN	1995	SELECTOR DE VELOCIDADES	GM-54		6134	AUTOMATICA	030T6A	U.S.A.	990mm (39")	1275mm (50 3/16")	
SATURN	SATURN	1995	TRANSVERSAL DE VELOCIDADES	GM-99		694	ESTANDAR	21120173-256-A3	U.S.A.	995 mm (39 1/8")	1270 mm (50")	
SATURN	SATURN	2003	SELECTOR DE VELOCIDADES	GM-140	GM-149	6129	ESTANDAR	21120473, 21120446 172-A7, 21120396 176-A4	U.S.A.	952mm (37 1/2")	1267mm (49 7/8")	

MODELO VEHICULO	MARCA	AÑO	APLICACION	CODIGO CAG	PAREJA	CÓDIGO	TRANSMISIÓN	No. PARTE ORIGINAL	OBSERVACIONES	LONGITUD A	LONGITUD B	IMAGEN
SATURN	SATURN	1996	SELECTOR DE VELOCIDADES	GM-149	GM-140	6130	ESTANDAR	2100 5846	U.S.A	970mm (38 3/16")	1285mm (50 5/8")	
SAVEIRO	VOLKSWAGEN	2014	SELECTOR DE VELOCIDADES	VW-08	VW-09		ESTANDAR	BR 2EH 5UO 711 265 C 02 10	NACIONAL	860 mm (33 7/8")	1240 mm (48 13/16")	
SAVEIRO	VOLKSWAGEN	2014	TRANSVERSAL DE VELOCIDADES	VW-09	VW-08		ESTANDAR	BR 2EH 5UO 711 266 C 02 10	NACIONAL	800 mm (31 1/2")	1115 mm (43 7/8")	
SENTRA	NISSAN		TRANSVERSAL DE VELOCIDADES	NIS-22			ESTANDAR		NACIONAL	825 mm(32 1/2 ")	1100 mm(43 5/16 ")	
SENTRA	NISSAN	2008-2009	TRANSVERSAL DE VELOCIDADES	NIS-25	NIS-18		ESTANDAR			920 mm (36 1/4")	1245 mm (49")	
SENTRA	NISSAN	2011	SELECTOR DE VELOCIDADES	NIS-31			AUTOMATICA		NACIONAL	995 mm (39 1/8")	1280 mm (50 3/8")	
SENTRA	NISSAN	2008-2009	SELECTOR DE VELOCIDADES	NIS-18	NIS-25		ESTANDAR			905 mm (35 5/8")	1210 mm (47 5/8")	
SENTRA	NISSAN	2016	SELECTOR DE VELOCIDADES	NIS-20			ESTANDAR		NACIONAL	785 mm (30 7/8")	1140 mm (44 7/8")	
SENTRA	NISSAN	2016	TRANSVERSAL DE VELOCIDADES	NIS-21			ESTANDAR		NACIONAL	790 mm (31 1/8")	1143 mm (45")	
SHADOW	CHRYSLER	1985-1989	SELECTOR DE VELOCIDADES	CHR-12	1052	1051	ESTANDAR	4446854		964 mm (37 15/16")	1294 mm (50 15/16")	

Chicotes Automotrices de Guadalajara

MODELO VEHICULO	MARCA	AÑO	APLICACION	CODIGO CAG	PAREJA	CÓDIGO	TRANSMISIÓN	No. PARTE ORIGINAL	OBSERVACIONES	LONGITUD A	LONGITUD B	IMAGEN
SHADOW	CHRYSLER	1990	SELECTOR DE VELOCIDADES	CHR-13	1052	1060	ESTANDAR		NACIONAL, 4 CILINDROS	964 mm (37 15/16")	1294 mm (50 15/16")	
SHADOW	CHRYSLER	1985-1989	TRANSVERSAL DE VELOCIDADES	CHR-18	1051	1052	ESTANDAR	4446878	NACIONAL	897 mm (35 5/16")	1104 mm (43 7/16")	
SHADOW	CHRYSLER	1986	SELECTOR DE VELOCIDADES	CHR-24		1061	ESTANDAR	4435619	NACIONAL	703 mm (27 11/16")	1017 mm (40 1/16")	
SHADOW	CHRYSLER	1993	SELECTOR DE VELOCIDADES	CHR-27		1097	ESTANDAR		NACIONAL	890 mm (35 1/32")	1195 mm (47 1/32")	
SHADOW	CHRYSLER	1990	SELECTOR DE VELOCIDADES	CHR-36		1062	ESTANDAR	4504342R 10502 259A3	U.S.A.	960 mm (37 13/16")	1320 mm (51 15/16")	
SHADOW	CHRYSLER		SELECTOR DE VELOCIDADES	CHR-43	1055	1082	ESTANDAR	4446860-4446858	U.S.A., 4 CIL.	962 mm (37 7/8")	1320 mm (52")	
SIENNA	TOYOTA	2006	SELECTOR DE VELOCIDADES	TOY-09			AUTOMATICA			1280 mm (50 3/8")	1590 mm (62 5/8")	
SIENNA	TOYOTA	2008	SELECTOR DE VELOCIDADES	TOY-10			AUTOMATICA			1290 mm (50 13/16")	1580 mm (62 3/16")	
SIERRA	GMC	1995-1998	SELECTOR DE VELOCIDADES	GM-01		699	AUTOMÁTICA	2737TK, 0107TK, 15037353		2370 mm (93 5/16")	2800 mm (110 1/4")	
SIERRA	GMC	1999	SELECTOR DE VELOCIDADES	GM-07		6116	AUTOMATICA	15046598	U.S.A., 8 CILINDROS, 4X2 CABINA Y MEDIA	2915 mm (114 3/4")	3310 mm (130 5/16")	

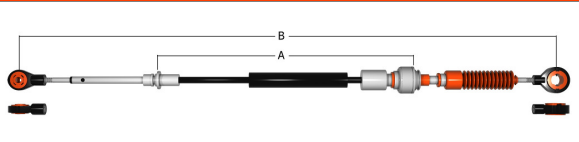
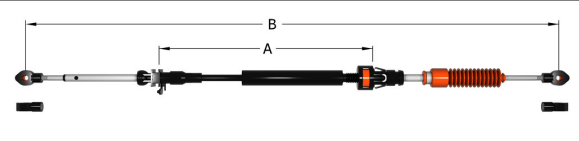
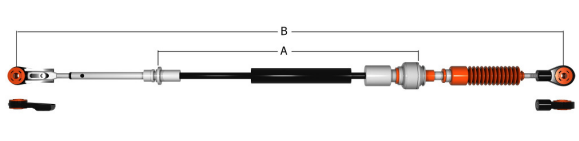
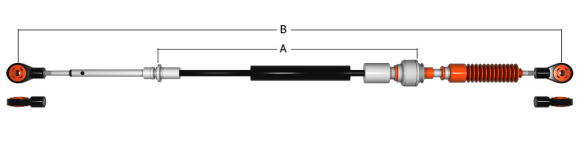
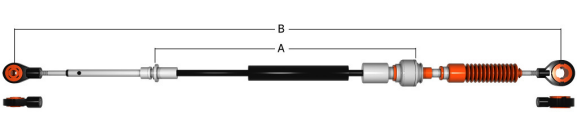
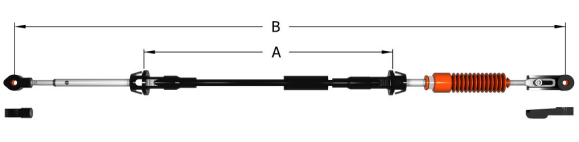
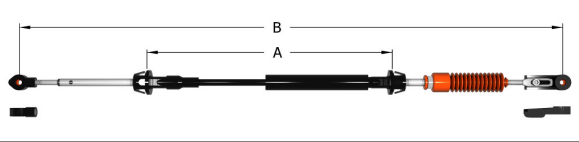
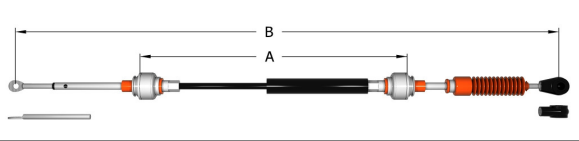


Chicotes Automotrices de Guadalajara

MODELO VEHICULO	MARCA	AÑO	APLICACION	CODIGO CAG	PAREJA	CÓDIGO	TRANSMISIÓN	No. PARTE ORIGINAL	OBSERVACIONES	LONGITUD A	LONGITUD B	IMAGEN
SIERRA 3500	GMC	2001	SELECTOR DE VELOCIDADES	GM-150			AUTOMATICA	15046598-15150103	V8 MOTOR 8.1 LT. 4X4	2885mm (113 9/16")	3100mm (122 1/16")	
SIERRA VICAM	GMC	1995	SELECTOR DE VELOCIDADES	GM-22	605		AUTOMATICA	15996434	U.S.A, MOTOR 4.3	2155 mm (84 13/16")	2535 mm (99 13/16")	
SIERRA	GMC	2008	SELECTOR DE VELOCIDADES	GM-154			AUTOMATICA	15203850 8127		2900mm(114 3/16")	3330mm(131 3/32")	
SILOHUETTE	OLDSMOBILE	1994	SELECTOR DE VELOCIDADES	GM-31	6100		AUTOMÁTICA	322 U3 059 V6		1350 mm (53 3/16")	1675 mm (66")	
SILVERADO	CHEVROLET	1995-1998	SELECTOR DE VELOCIDADES	GM-01	699		AUTOMÁTICA	2737TK, 0107TK, 15037353		2370 mm (93 5/16")	2800 mm (110 1/4")	
SILVERADO	CHEVROLET	1996-1999	SELECTOR DE VELOCIDADES	GM-02	610		AUTOMÁTICA	1729TK-0119TK-2529TK, 030-8		2450 mm (96 7/16")	2890 mm (113 3/4")	
SILVERADO	CHEVROLET	2003	SELECTOR DE VELOCIDADES	GM-04	6102		AUTOMÁTICA	4WD-15118282 15046598 150047614 15039583 15118282 15095767 2248R1 15118286	NACIONAL	3125 mm (123")	3525 mm (138 3/8")	
SILVERADO	CHEVROLET	1999	SELECTOR DE VELOCIDADES	GM-10	6122		AUTOMATICA	15047614, 15039582, 15046598	U.S.A.	2915mm (114 3/4")	3325mm (131")	
SILVERADO	CHEVROLET	2010	SELECTOR DE VELOCIDADES	GM-116			AUTOMATICA	25995564, 20787610	MOTOR 5.7	2990mm(117 3/4")	3330mm(131 3/32")	
SILVERADO	CHEVROLET	2007	SELECTOR DE VELOCIDADES	GM-14	6132		AUTOMATICA	15822855, 15251896	NACIONAL	2925mm (115 3/16")	3332mm (131 3/16")	

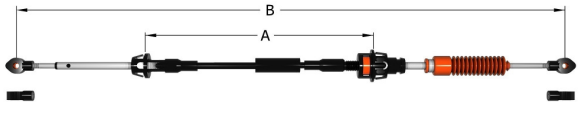
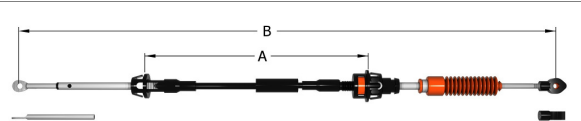
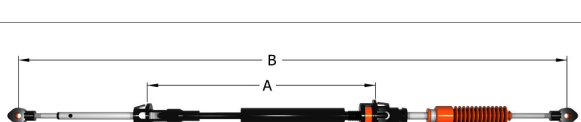
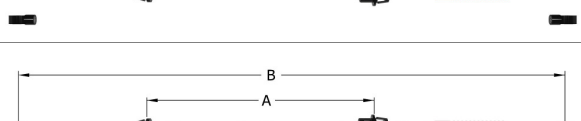

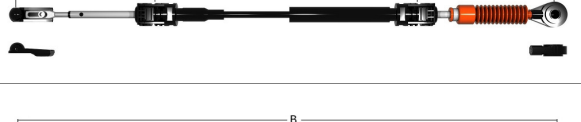
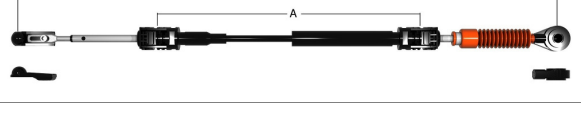
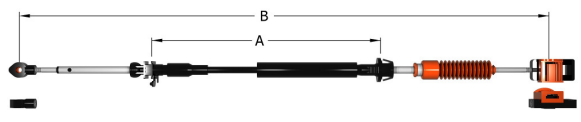
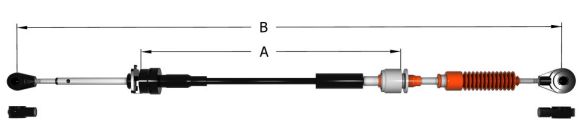
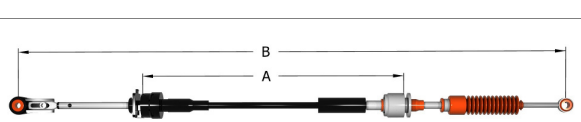
Chicotes Automotrices de Guadalajara

MODELO VEHICULO	MARCA	AÑO	APLICACION	CODIGO CAG	PAREJA	CÓDIGO	TRANSMISIÓN	No. PARTE ORIGINAL	OBSERVACIONES	LONGITUD A	LONGITUD B	IMAGEN
SILVERADO	CHEVROLET	2009	SELECTOR DE VELOCIDADES	GM-19			AUTOMATICA	15203850 15888066, 20787606	4x4, NACIONAL, MOTOR 5.4 LT.	3080mm(121 1/4")	3505mm(138")	
SILVERADO	CHEVROLET	2012	SELECTOR DE VELOCIDADES	GM-154			AUTOMATICA	25995564 20787610		2900mm(114 3/16")	3330mm(131 3/32")	
SKY LARK	BUICK	1984	SELECTOR DE VELOCIDADES	GM-107		683	ESTANDAR	14072299	U.S.A.	905 mm (35 5/8")	1230 mm (48 7/16")	
SKY LARK	BUICK		SELECTOR DE VELOCIDADES	GM-33		6103	AUTOMÁTICA			1380 mm (54 3/8")	1690 mm (66 1/2")	
SKY LARK	BUICK	1986	TRANSVERSAL DE VELOCIDADES	GM-71		6109	ESTANDAR	14093377	U.S.A., 4 CIL. 5	980 mm (38 5/8")	1211 mm (47 5/8")	
SOLARA	TOYOTA	1999	SELECTOR DE VELOCIDADES	TOY-06		0	AUTOMATICA		MOTOR V6, 3.0 LT.	1495mm (58 7/8")	1805mm (71 1/16")	
SPARK	CHEVROLET	2013	SELECTOR DE VELOCIDADES	GM-164	GM-165		ESTANDAR		NACIONAL	850 mm(33 1/2")	1165 mm(45 7/8")	
SPARK	CHEVROLET	2013	TRANSVERSAL DE VELOCIDADES	GM-165	GM-164		ESTANDAR		NACIONAL	795 mm(31 5/16 ")	1060 mm(41 3/4 ")	
SPARK	CHEVROLET	2011	SELECTOR DE VELOCIDADES	GM-166			ESTANDAR		NACIONAL	850 mm(33 1/2")	1165 mm(45 7/8")	
SPARK	CHEVROLET	2011	TRANSVERSAL DE VELOCIDADES	GM-167			ESTANDAR		NACIONAL	795 mm(31 5/16 ")	1060 mm(41 3/4 ")	

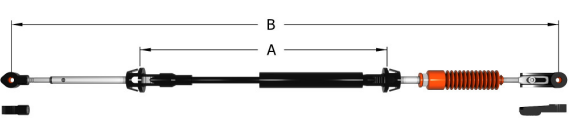
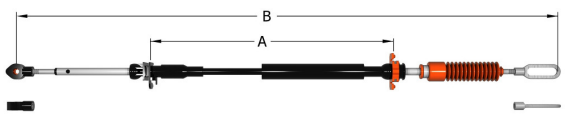
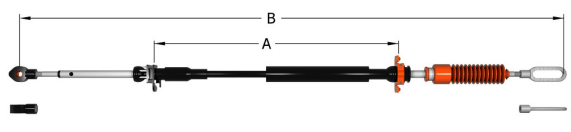
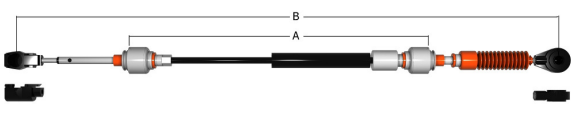
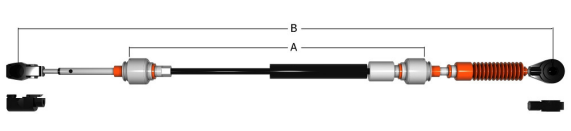
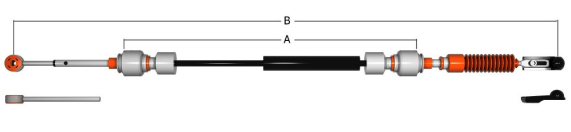
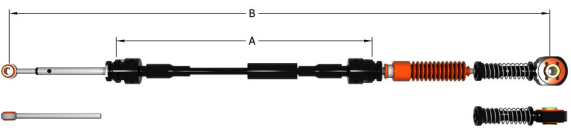
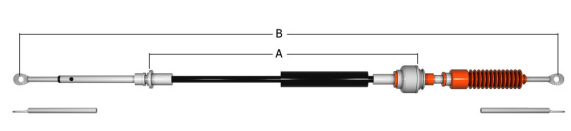
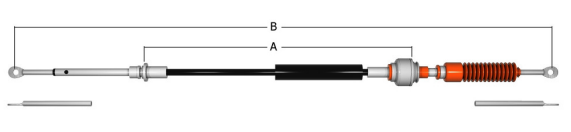
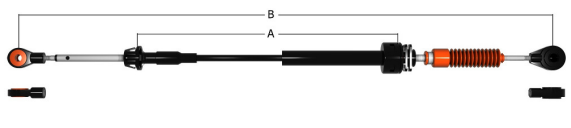
Chicotes Automotrices de Guadalajara

MODELO VEHICULO	MARCA	AÑO	APLICACION	CODIGO CAG	PAREJA	CÓDIGO	TRANSMISIÓN	No. PARTE ORIGINAL	OBSERVACIONES	LONGITUD A	LONGITUD B	IMAGEN
SPIRIT	CHRYSLER		SELECTOR DE VELOCIDADES	CHR-43	1055	1082	ESTANDAR	4446860- 4446858	U.S.A., 4 CIL.	962 mm (37 7/8")	1320 mm (52")	
SPORT TRACK	FORD	2002	SELECTOR DE VELOCIDADES	FO-11			AUTOMATICA	F77A-7E395-LC/ F57A-7F395-AF / F77-7395-LD/ F77A7E395LE/PMF67 A-7E395-HA	U.S.A.	920 mm (36 1/4")	1292 mm (50 7/8")	
STRATUS	CHRYSLER	1995-2000	CABLE TRANSVERSAL	CHR-35	1072	1073	ESTANDAR	4593381	NACIONAL	913 mm (36 1/2")	1243 mm (48 15/16")	
STRATUS	CHRYSLER	1995-2000	SELECTOR DE VELOCIDADES	CHR-38	1073	1072	ESTANDAR	4593381	NACIONAL	889 mm (35")	1234 mm (48 9/16")	
STRATUS	CHRYSLER	2000	SELECTOR DE VELOCIDADES	CHR-42	1098	1080	ESTANDAR	4668268	U.S.A., 4 CIL.	900 mm (35 7/16")	1247 mm (49")	
SUBURBAN	CHEVROLET	1996-1999	SELECTOR DE VELOCIDADES	GM-02		610	AUTOMÁTICA	1729TK-0119TK-2529TK, 030-8		2450 mm (96 7/16")	2890 mm (113 3/4")	
SUBURBAN	CHEVROLET	2001	SELECTOR DE VELOCIDADES	GM-14		6132	AUTOMATICA	15822855, 15251896	MOTOR 5.7 LT., NACIONAL	2925mm (115 3/16")	3332mm (131 3/16")	
SUNFIRE	PONTIAC	2000	SELECTOR DE VELOCIDADES	GM-112		6104	ESTANDAR			1355 mm (53 3/8")	1585 mm (62 7/16")	
SUNFIRE	PONTIAC	1995-1999	SELECTOR DE VELOCIDADES	GM-118	689	614	ESTANDAR		NACIONAL, 5 VELOCIDADES	1210 mm (47 5/8")	1515 mm (59 5/8")	
SUNFIRE	PONTIAC	1996-1998	TRANSVERSAL DE VELOCIDADES	GM-125	614	689	ESTANDAR	257T5B	U.S.A. Y NACIONAL	1253 mm (49 5/16")	1508 mm (59 3/8")	

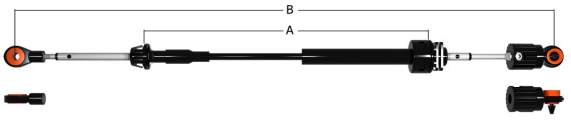
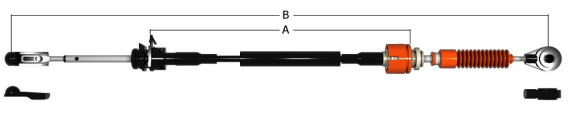
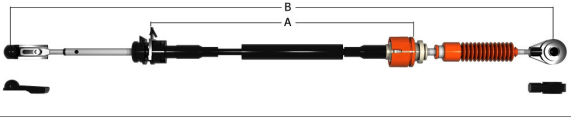
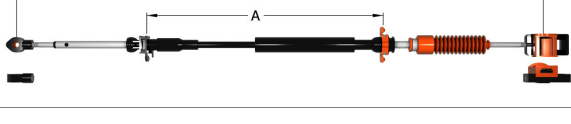
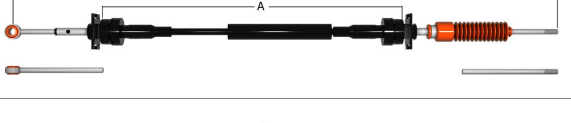
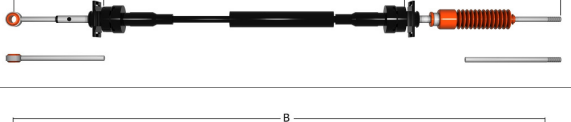

Chicotes Automotrices de Guadalajara

MODELO VEHICULO	MARCA	AÑO	APLICACION	CODIGO CAG	PAREJA	CÓDIGO	TRANSMISIÓN	No. PARTE ORIGINAL	OBSERVACIONES	LONGITUD A	LONGITUD B	IMAGEN
SUNFIRE	PONTIAC	1995-1997	SELECTOR DE VELOCIDADES	GM-25		608	AUTOMÁTICA	22657960, 22588370, 22657961, 22619925	NACIONAL, PALANCA AL PISO	1070 mm (42 1/8")	1335 mm (52 9/16")	
SUNFIRE	PONTIAC	1996	SELECTOR DE VELOCIDADES	GM-26		611	AUTOMÁTICA	4179TA		1745 mm (68 3/4")	2012 mm (79 1/4")	
SUNFIRE	PONTIAC	1995-2005	SELECTOR DE VELOCIDADES	GM-32		6101	AUTOMÁTICA	227371 00 341DT	NACIONAL, PALANCA AL PISO	1020 mm (40 5/32")	1290 mm (50 3/4")	
SUNFIRE	PONTIAC	1998	SELECTOR DE VELOCIDADES	GM-43		6140	AUTOMÁTICA	22614725	NACIONAL	1135mm (44 11/16")	1406mm (55 3/8")	
SUNFIRE	PONTIAC	2000	TRANSVERSAL DE VELOCIDADES	GM-143		6158	ESTANDAR	22625876-48R, 22707146, 22604546-48R	NACIONAL	1195 mm (47")	1470 mm(57 7/8 ")	
SUNFIRE	PONTIAC	2000	SELECTOR DE VELOCIDADES	GM-144		6159	ESTANDAR	22625876-48R, 22707146, 22604546-48R	NACIONAL	1165 mm (45 7/8")	1512 mm(59 9/16 ")	
SUPER DUTY	FORD	1999	SELECTOR DE VELOCIDADES	FO-16		862	AUTOMÁTICA	XC3F-7E395-CA , XC3P-7E395-CB	U.S.A.	1185 mm (46 5/8")	1522 mm (59 15/16")	
SWIFT	SUZUKI	2009	SELECTOR DE VELOCIDADES	SUZ-01	SUZ-02		ESTANDAR		MOTOR 1.5 LT.	840 mm (33 1/16")	1160 mm (45 11/16")	
SWIFT	SUZUKI	2009	TRANSVERSAL DE VELOCIDADES	SUZ-02	SUZ-01		ESTANDAR		MOTOR 1.5 LT.	815 mm (32 3/32")	1110 mm (43 11/16")	
TAHOE	CHEVROLET	1995-1998	SELECTOR DE VELOCIDADES	GM-01		699	AUTOMÁTICA	2737TK, 0107TK, 15037353		2370 mm (93 5/16")	2800 mm (110 1/4")	

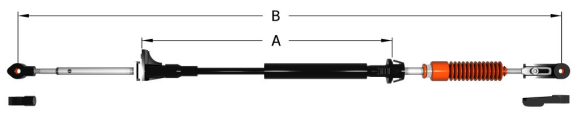
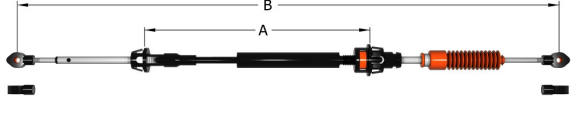
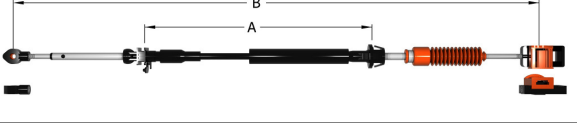
Chicotes Automotrices de Guadalajara

MODELO VEHICULO	MARCA	AÑO	APLICACION	CODIGO CAG	PAREJA	CÓDIGO	TRANSMISIÓN	No. PARTE ORIGINAL	OBSERVACIONES	LONGITUD A	LONGITUD B	IMAGEN
TAHOE	CHEVROLET	2001	SELECTOR DE VELOCIDADES	GM-10		6122	AUTOMATICA	15047614, 15039582, 15046598	U.S.A., 4 X 2	2915mm (114 3/4")	3325mm (131")	
TAURUS	FORD	1992	SELECTOR DE VELOCIDADES	FO-28		865	AUTOMATICA	FODC-7E395-DE	U.S.A.	617 mm (24 5/16 ")	966 mm (38 1/2 ")	
TAURUS	FORD	1996	SELECTOR DE VELOCIDADES	FO-29		867	AUTOMATICA	F6DC-7E395-AF	U.S.A.	677 mm (26 11/16 ")	1030 mm (40 9/16 ")	
TIIDA	NISSAN	2009-2012	SELECTOR DE VELOCIDADES	NIS-06	796	794	ESTANDAR		NACIONAL, MOTOR 1.8 LT.	750 mm(29 1/2")	1097 mm(43 3/16")	
TIIDA	NISSAN	2006-2008	SELECTOR DE VELOCIDADES	NIS-07		795	ESTANDAR		NACIONAL, MOTOR 1.8 LT.	750 mm(29 1/2")	1097 mm(43 3/16")	
TIIDA	NISSAN	2006-2012	TRANSVERSAL DE VELOCIDADES	NIS-08	794	796	ESTANDAR		NACIONAL, MOTOR 1.8 LT.	800 mm(31 1/2")	1123 mm(44 1/4")	
TOLEDO	SEAT	2008	SELECTOR DE VELOCIDADES	SE-02			ESTANDAR		NACIONAL	900 mm (35 7/16")	1280 mm (50 3/8")	
TOPAZ	FORD	1985-1992	SELECTOR DE VELOCIDADES	FO-52	844	843	ESTANDAR	843Y-7E395-ZANF	NACIONAL	792 mm (31 3/16")	1088 mm (42 13/16")	
TOPAZ	FORD	1985-1992	TRANSVERSAL DE VELOCIDADES	FO-53	843	844	ESTANDAR	H843-7E395-BA	NACIONAL	737 mm (29")	995 mm (39 3/16")	
TORNADO	CHEVROLET	2011-2014	SELECTOR DE VELOCIDADES	GM-135		6163	ESTANDAR	150413	NACIONAL, 4 CIL., MOTOR 1.8L	820 mm (32 5/16")	1165 mm (45 7/8")	

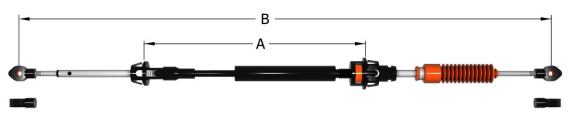
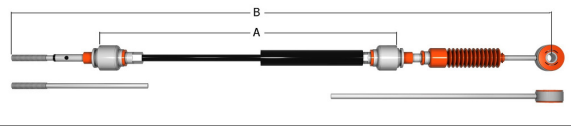
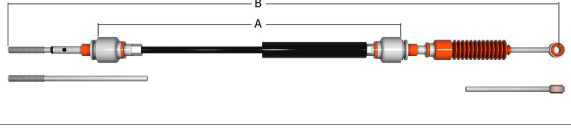
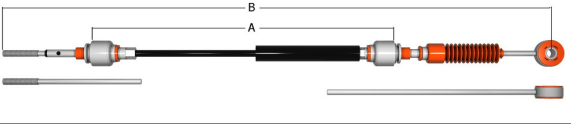
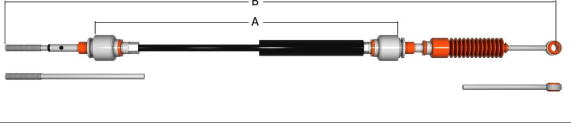
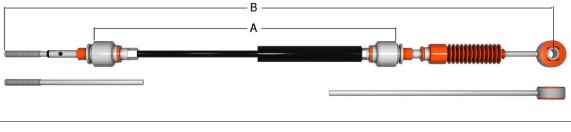
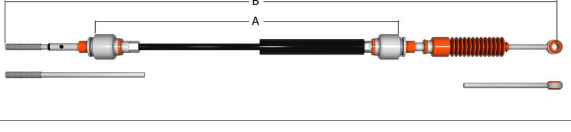
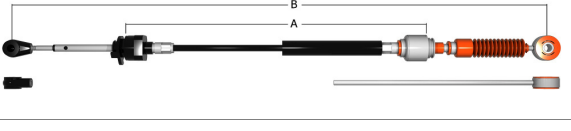
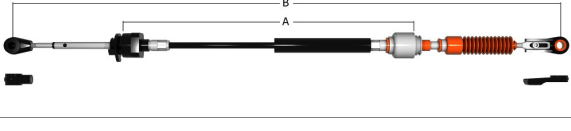
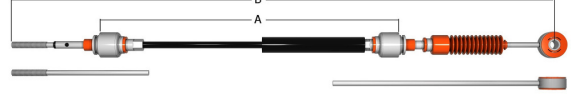
Chicotes Automotrices de Guadalajara

MODELO VEHICULO	MARCA	AÑO	APLICACION	CODIGO CAG	PAREJA	CÓDIGO	TRANSMISIÓN	No. PARTE ORIGINAL	OBSERVACIONES	LONGITUD A	LONGITUD B	IMAGEN
TORNADO	CHEVROLET	2011-2014	TRANSVERSAL DE VELOCIDADES	GM-136		6164	ESTANDAR	150413	NACIONAL, 4 CIL , MOTOR 1.8L	835 mm (32 7/8 ")	1100 mm (43 5/16 ")	
TORNADO	CHEVROLET	2015	SELECTOR DE VELOCIDADES	GM-176			ESTANDAR		NACIONAL	825 mm (32 1/2 ")	1140 mm (44 7/8 ")	
TORNADO	CHEVROLET	2015	TRANSVERSAL DE VELOCIDADES	GM-177			ESTANDAR		NACIONAL	870 mm (34 1/4 ")	1160 mm (45 11/16 ")	
TOWNCAR	LINCOLN	2000	SELECTOR DE VELOCIDADES	FO-27		864	AUTOMATICA	PIF2VC-7E395-6A NAVIGATOR : PIF2VC 7E395BA	NACIONAL	2380 mm(93 11/16 ")	2705 mm(106 1/2 ")	
TRACKER	CHEVROLET	2000	SELECTOR DE VELOCIDADES	GM-168		6162	AUTOMATICA	22539965	4 CILINDROS	965 mm (38")	1320 mm (52")	
TRACKER	CHEVROLET	2000	SELECTOR DE VELOCIDADES	GM-169		6161	AUTOMATICA			945 mm (37 1/4 ")	1300 mm (51 3/16 ")	
TRAFIC	RENAULT	2007	SELECTOR DE VELOCIDADES	REN-05			ESTANDAR		NACIONAL	650 mm(25 5/8 ")	970 mm(38 3/16 ")	
TRAFIC	RENAULT	2007	TRANSVERSAL DE VELOCIDADES	REN-06			ESTANDAR		NACIONAL	705 mm(27 3/4 ")	1025 mm(40 3/8 ")	
TRAILBLAZER	CHEVROLET	2003	SELECTOR DE VELOCIDADES	GM-155		6121	AUTOMÁTICA	15190386 069D3	NACIONAL	1540 mm (60 5/8 ")	1905 mm (75")	
TRAILBLAZER	CHEVROLET	2002	SELECTOR DE VELOCIDADES	GM-157		6155	AUTOMATICA	15079394 131D1	USA	1560 mm (61 1/2 ")	1923 mm (75 3/4 ")	

Chicotes Automotrices de Guadalajara

MODELO VEHICULO	MARCA	AÑO	APLICACION	CODIGO CAG	PAREJA	CÓDIGO	TRANSMISIÓN	No. PARTE ORIGINAL	OBSERVACIONES	LONGITUD A	LONGITUD B	IMAGEN
TRAILBLAZER	CHEVROLET	2003	SELECTOR DE VELOCIDADES	GM-155		6121	AUTOMÁTICA	15190386 069D3	NACIONAL	1540 (60 5/8")	1905 (75")	
TRAILBLAZER	CHEVROLET	2002	SELECTOR DE VELOCIDADES	GM-157		6155	AUTOMÁTICA	15079394 131D1	U.S.A.	1560 (61 7/16")	1923 (75 11/16")	
TRANS AM	PONTIAC	1995	SELECTOR DE VELOCIDADES	GM-52		697	AUTOMÁTICA	5068EB		410 mm (16 1/8")	725 mm (28 9/16")	
TRANSAM	PONTIAC	1995	SELECTOR DE VELOCIDADES	GM-56		615	AUTOMÁTICA	3284TD	U.S.A.	410mm (16 1/8")	725mm (28 9/16")	
TRANSPORT	PONTIAC	1996	SELECTOR DE VELOCIDADES	GM-31		6100	AUTOMÁTICA	322 U3 059 V6	U.S.A.	1350 mm (53 3/16")	1675 mm (66")	
TRANSPORT	PONTIAC	1999-2004	SELECTOR DE VELOCIDADES	GM-41		6137	AUTOMÁTICA	12565602 - 12563375-281-19, 12562038, 10340403	NACIONAL, MAQUINA 3.2	1175mm (46 1/4")	1560mm (61 1/2")	
TRIBUTE	MAZDA	2002	SELECTOR DE VELOCIDADES	MAZ-05		815	ESTANDAR		U.S.A., 4CIL	1093 mm (43")	1350 mm (53 1/8")	
TRITON	FORD	1999-2000	SELECTOR DE VELOCIDADES	FO-16		862	AUTOMÁTICA	XC3F-7E395-CA , XC3P-7E395-CB	U.S.A.	1185 mm (46 5/8")	1522 mm (59 15/16")	
TRITON F-250	FORD	2000-2004	SELECTOR DE VELOCIDADES	FO-10		872	AUTOMÁTICA	4L3P-7E395-BH	NACIONAL, 4x4, MOTOR 5.4 LT.	873 mm (34 3/8")	1229 mm (48 3/8")	
TSURU II	NISSAN	1989-1992	SELECTOR DE VELOCIDADES	NIS-09		772	AUTOMÁTICA	94935-51A00	NACIONAL	905 mm (35 5/8")	1208 mm (47 9/16")	

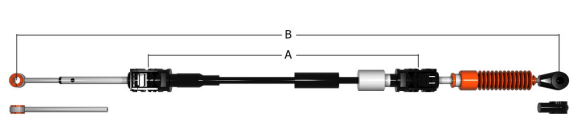
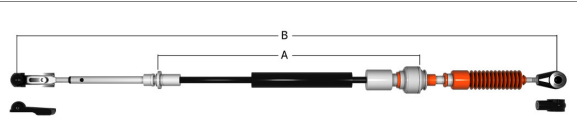
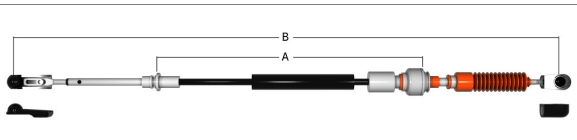
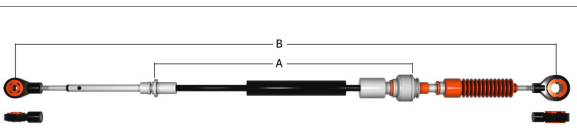
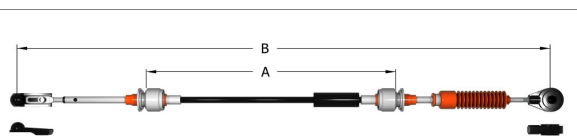
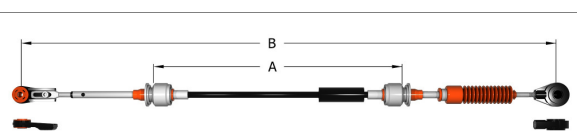
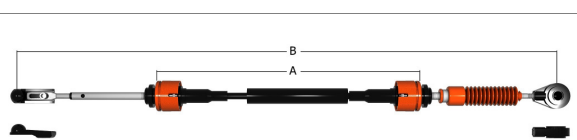
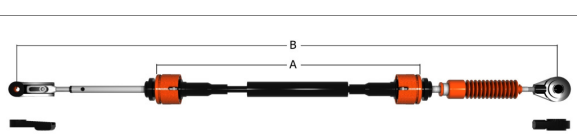
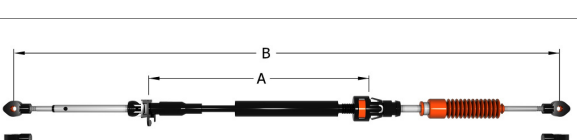
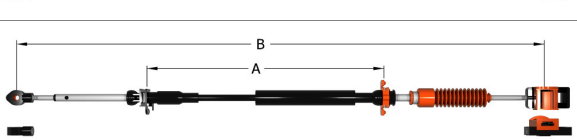
Chicotes Automotrices de Guadalajara

MODELO VEHICULO	MARCA	AÑO	APLICACION	CODIGO CAG	PAREJA	CÓDIGO	TRANSMISIÓN	No. PARTE ORIGINAL	OBSERVACIONES	LONGITUD A	LONGITUD B	IMAGEN
UPLANDER	CHEVROLET	2005	SELECTOR DE VELOCIDADES	GM-41		6137	AUTOMATICA	12565602 - 12563375-281-19, 12562038, 10340403	NACIONAL, MOTOR 3.5 LT.	1175mm (46 1/4")	1560mm (61 1/2")	
URVAN	NISSAN	2002-2007	SELECTOR DE VELOCIDADES	NIS-01		701	ESTANDAR	34413-w700	NACIONAL	1660 mm(65 3/8")	2052 mm(80 13/16")	
URVAN	NISSAN	2002-2007	TRANSVERSAL DE VELOCIDADES	NIS-02		702	ESTANDAR	34413-w700	NACIONAL	1835 mm(72 1/4")	2185 mm(86")	
URVAN	NISSAN	2004	SELECTOR DE VELOCIDADES	NIS-04	791	784	ESTANDAR		NACIONAL	1732 mm(68 3/16")	2130 mm(83 7/8")	
URVAN	NISSAN	2004-2007	TRANSVERSAL DE VELOCIDADES	NIS-05	784	791	ESTANDAR		NACIONAL	1905 mm (75")	2255 mm (88 3/4")	
URVAN	NISSAN	2011	SELECTOR DE VELOCIDADES	NIS-17			ESTANDAR		NACIONAL	1710 mm(67 5/16 ")	2130 mm(83 7/8 ")	
URVAN	NISSAN	2009	TRANSVERSAL DE VELOCIDADES	NIS-26	NIS-03		ESTANDAR		NACIONAL, DIESEL, MOTOR 2.5 LT	2015 mm (79 5/16")	2380 mm (93 11/16")	
URVAN	NISSAN	2014	SELECTOR DE VELOCIDADES	NIS-27	NIS-28		ESTANDAR		NACIONAL	2700 mm (106 5/16")	3040 mm (119 11/16")	
URVAN	NISSAN	2014	TRANSVERSAL DE VELOCIDADES	NIS-28	NIS-27		ESTANDAR		NACIONAL	2900 mm (114 3/16")	3250 mm (127 15/16")	
URVAN DIESEL	NISSAN	2007-2008	SELECTOR DE VELOCIDADES	NIS-03	NIS-26	703	ESTANDAR		NACIONAL, DIESEL, MOTOR 2.5 LT	1770 mm (69 11/16")	2193 mm (86 3/8")	

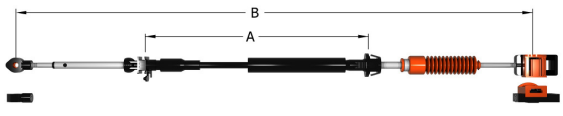
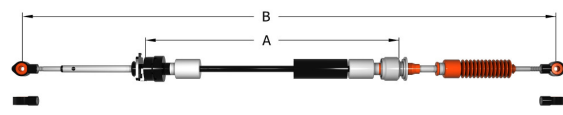
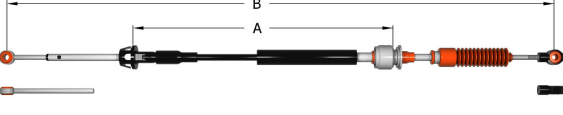
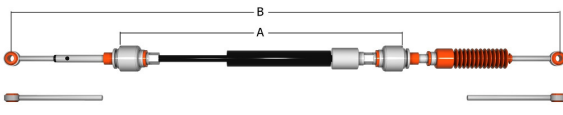

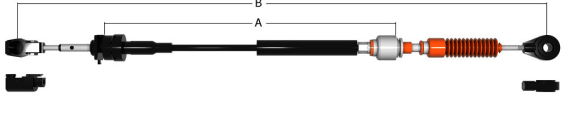
Chicotes Automotrices de Guadalajara

MODELO VEHICULO	MARCA	AÑO	APLICACION	CODIGO CAG	PAREJA	CÓDIGO	TRANSMISIÓN	No. PARTE ORIGINAL	OBSERVACIONES	LONGITUD A	LONGITUD B	IMAGEN
VAN	CHEVROLET	1986-1996	SELECTOR DE VELOCIDADES	GM-129			AUTOMATICA	15693342-012T3A	8 CIL. MOTOR 7.4 LT.	1795 mm (70 11/16")	2115 mm (83 1/4")	
VENTO	VOLKSWAGEN	2012	SELECTOR DE VELOCIDADES	VW-10			ESTANDAR		NACIONAL	885 mm (34 3/4")	1270 mm (48 13/16")	
VENTO	VOLKSWAGEN	2014-2015	SELECTOR DE VELOCIDADES	VW-12			ESTANDAR	6QO711265MBR, 6RF711265	NACIONAL	860 mm (33 7/8")	1240 mm (48 13/16")	
VENTO	VOLKSWAGEN	2014	TRANSVERSAL DE VELOCIDADES	VW-17	VW-19	568	ESTANDAR	6RF7112668 6QO711266AD	NACIONAL	815 mm (32 3/32")	1141 mm (44 15/16")	
VENTO	VOLKSWAGEN	2014	SELECTOR DE VELOCIDADES	VW-19	VW-17	567	ESTANDAR	6RF711265B	NACIONAL	860 mm (33 7/8")	1245 mm (49")	
VENTURE	CHEVROLET	1997-2000	SELECTOR DE VELOCIDADES	GM-28		617	AUTOMÁTICA	12558518-227-A6-12559886	NACIONAL, 6 CILINDROS	1165 mm (45 7/8")	1555 mm (61 1/4")	
VENTURE	CHEVROLET	1999-2004	SELECTOR DE VELOCIDADES	GM-41		6137	AUTOMATICA	12565602 - 12563375-281-19, 12562038, 10340403	NACIONAL, MAQUINA 3.2	1175mm (46 1/4")	1560mm (61 1/2")	
VERNA	HYUNDAI	2004	SELECTOR DE VELOCIDADES	CHR-51		1016	ESTANDAR		NACIONAL	895mm (85 1/4")	1220mm (48")	
VERNA	HYUNDAI	2004	TRANSVERSAL DE VELOCIDADES	CHR-52	1016	1017	ESTANDAR		NACIONAL	900mm (35 1/2")	1162mm (45 3/4")	
VERSA	NISSAN	2012-2017	SELECTOR DE VELOCIDADES	NIS-12		705	ESTANDAR	9615181DURA	NACIONAL	710 mm(27 15/16")	1040 mm(40 15/16")	

Chicotes Automotrices de Guadalajara

MODELO VEHICULO	MARCA	AÑO	APLICACION	CODIGO CAG	PAREJA	CÓDIGO	TRANSMISIÓN	No. PARTE ORIGINAL	OBSERVACIONES	LONGITUD A	LONGITUD B	IMAGEN
VERSA	NISSAN	2012-2017	TRANSVERSAL DE VELOCIDADES	NIS-13		706	ESTANDAR	9615181DURA	NACIONAL	720 mm(28 5/16 ")	985 mm(38 3/4 ")	
VOYAGER	CHRYSLER	1986-1988	CABLE TRANSVERSAL	CHR-17	1048	1049	ESTANDAR	4412669 -4269592	NACIONAL, "LARGO"	905 mm (35 5/8")	1200 mm (47 7/32")	
VOYAGER	CHRYSLER		SECTOR DE VELOCIDADES	CHR-23	1079	1053	ESTANDAR		NACIONAL	965 mm (38")	1269 mm (49 15/16")	
VOYAGER	CHRYSLER	1993	SECTOR DE VELOCIDADES	CHR-44		1091	ESTANDAR	4446861 W10502147 AB	U.S.A., 6 CIL	945 mm (37 1/4")	1300 mm (51 3/16")	
VUE	SATURN	2002	SECTOR DE VELOCIDADES	GM-159			ESTANDAR			1520mm (59 13/16")	1850mm (72 13/16 ")	
VUE	SATURN	2002	TRANSVERSAL DE VELOCIDADES	GM-160			ESTANDAR			1520mm (59 13/16")	1790mm (70 1/2 ")	
VUE	SATURN	2003	SECTOR DE VELOCIDADES	GM-172	GM-173		ESTANDAR	GM 22715000 58R	AMERICANO	1520 mm (59 7/8")	1830 mm (72 1/16")	
VUE	SATURN	2003	TRANSVERSAL DE VELOCIDADES	GM-173	GM-172		ESTANDAR	GM 22715000 58R	AMERICANO	1520 mm (59 7/8")	1780 mm (70 1/16")	
WINDSTAR	FORD	1992-1996	SECTOR DE VELOCIDADES	FO-04		856	AUTOMATICA	F5UA-7E459-AA		1500 mm (59")	1855 mm (73")	
WINDSTAR	FORD	1995-2000	SECTOR DE VELOCIDADES	FO-26		863	AUTOMATICA	F58A-7E395-BE, XF2P-7E395-AA	U.S.A., NACIONAL, 6 CILINDROS	835 mm(32 7/8 ")	1165 mm(45 7/8 ")	

Chicotes Automotrices de Guadalajara

MODELO VEHICULO	MARCA	AÑO	APLICACION	CODIGO CAG	PAREJA	CÓDIGO	TRANSMISIÓN	No. PARTE ORIGINAL	OBSERVACIONES	LONGITUD A	LONGITUD B	IMAGEN
WINSTAR	FORD	1995	SELECTOR DE VELOCIDADES	FO-13		804	AUTOMATICA	XL3P-7E395-BB	U.S.A.	1015 mm (39 15/16")	1358 mm (53 1/2")	
WRANGLER	JEEP	2008	SELECTOR DE VELOCIDADES	CHR-60			AUTOMATICA	52060462 AF	NACIONAL, PALACA AL PISO, 4x4, MOTOR 3.8 Lt.	750 mm(29 1/2")	1045 mm(41 1/8")	
WRANGLER	JEEP	2005	SELECTOR DE VELOCIDADES	CHR-61			AUTOMATICA	52109624 AC	NACIONAL, PALACA AL PISO, 4x4, MOTOR 3.8 Lt.	945 mm(37 3/16")	1245 mm(49")	
WRANGLER	JEEP	2012	SELECTOR DE VELOCIDADES	CHR-64			AUTOMATICA	52109624 AD 41784	NACIONAL	940 mm (37")	1240 mm (48 13/16")	
XTERRA	NISSAN	1998	SELECTOR DE VELOCIDADES	NIS-23			AUTOMATICA		NACIONAL	1430 mm(56 5/16")	1710 mm(67 5/16")	
YARIS	TOYOTA	2006	SELECTOR DE VELOCIDADES	TOY-03			ESTANDAR	338200D020	NACIONAL	800 mm (31 1/2")	1130 mm (44 1/2")	
YARIS	TOYOTA	2006	TRANSVERSAL DE VELOCIDADES	TOY-04			ESTANDAR	338200D020	NACIONAL	875 mm (34 7/16")	1190 mm (46 7/8")	



**Chicotes Automotrices
de Guadalajara**

MATRIZ

Camino a la tijera No. 1235-A

Col. Tulipanes

C.P. 45647

**Tlajomulco de Zuñiga, Jalisco,
Mexico**

(33) 3612-6995

(33) 1811-3461

SUCURSAL

5 de Febrero No. 491-B

Col. Las Conchas

C.P. 44460

Guadalajara, Jalisco, Mexico

(33) 1811-7140

cag@chicotesautomotricescag.com.mx